


DIVISION: 06 00 00—WOODS, PLASTICS AND COMPOSITES
SECTION: 06 05 23—WOOD, PLASTIC AND COMPOSITE FASTENINGS

REPORT HOLDER: SIMPSON STRONG-TIE COMPANY INC.
5956 WEST LAS POSITAS BOULEVARD
PLEASANTON, CALIFORNIA 94588

EVALUATION SUBJECT: SIMPSON STRONG-TIE HURRICANE AND SEISMIC STRAPS AND TIES FOR WOOD FRAMING

1.0 EVALUATION SCOPE: Compliance with the following code:
2012 2009 ASCE International Building Code (IBC)
2012 2009 ASCE International Residential Code (IRC)
2012 ASCE 7-10 Minimum Design Loads and Associated External Forces (ASCE 7)

2.0 DESCRIPTION: The Simpson Strong-Tie hurricane and seismic straps and ties are used to secure wood framing members to each other and to the foundation.

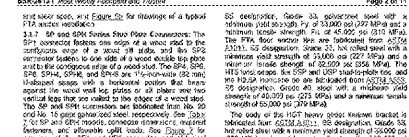


REPORT HOLDER: SIMPSON STRONG-TIE COMPANY INC.
5956 WEST LAS POSITAS BOULEVARD
PLEASANTON, CALIFORNIA 94588

EVALUATION SUBJECT: SIMPSON STRONG-TIE HURRICANE AND SEISMIC STRAPS AND TIES FOR WOOD FRAMING

1.0 EVALUATION SCOPE: Compliance with the following code:
2012 2009 ASCE International Building Code (IBC)
2012 2009 ASCE International Residential Code (IRC)
2012 ASCE 7-10 Minimum Design Loads and Associated External Forces (ASCE 7)

2.0 DESCRIPTION: The Simpson Strong-Tie hurricane and seismic straps and ties are used to secure wood framing members to each other and to the foundation.



REPORT HOLDER: SIMPSON STRONG-TIE COMPANY INC.
5956 WEST LAS POSITAS BOULEVARD
PLEASANTON, CALIFORNIA 94588

EVALUATION SUBJECT: SIMPSON STRONG-TIE HURRICANE AND SEISMIC STRAPS AND TIES FOR WOOD FRAMING

1.0 EVALUATION SCOPE: Compliance with the following code:
2012 2009 ASCE International Building Code (IBC)
2012 2009 ASCE International Residential Code (IRC)
2012 ASCE 7-10 Minimum Design Loads and Associated External Forces (ASCE 7)

2.0 DESCRIPTION: The Simpson Strong-Tie hurricane and seismic straps and ties are used to secure wood framing members to each other and to the foundation.



REPORT HOLDER: SIMPSON STRONG-TIE COMPANY INC.
5956 WEST LAS POSITAS BOULEVARD
PLEASANTON, CALIFORNIA 94588

EVALUATION SUBJECT: SIMPSON STRONG-TIE HURRICANE AND SEISMIC STRAPS AND TIES FOR WOOD FRAMING

1.0 EVALUATION SCOPE: Compliance with the following code:
2012 2009 ASCE International Building Code (IBC)
2012 2009 ASCE International Residential Code (IRC)
2012 ASCE 7-10 Minimum Design Loads and Associated External Forces (ASCE 7)

2.0 DESCRIPTION: The Simpson Strong-Tie hurricane and seismic straps and ties are used to secure wood framing members to each other and to the foundation.

Table 1 - HURRICANE TIES. Columns: Model, Material, Dimensions, Allowable Tension (kips), Allowable Shear (kips).

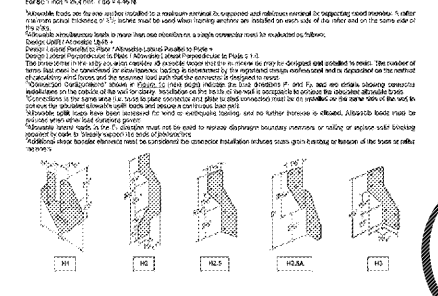


FIGURE 1 - HURRICANE TIES

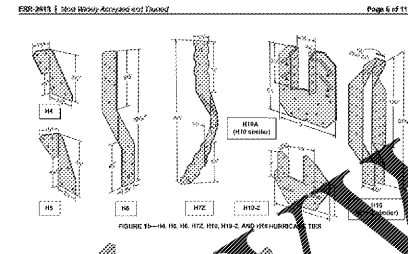


FIGURE 2 - HURRICANE TIES

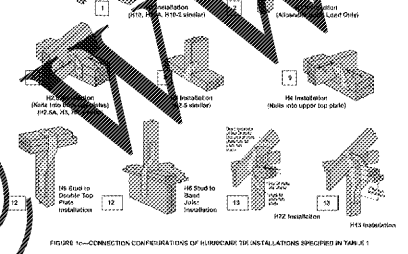


FIGURE 3 - HURRICANE TIES




FIGURE 4 - HURRICANE TIES

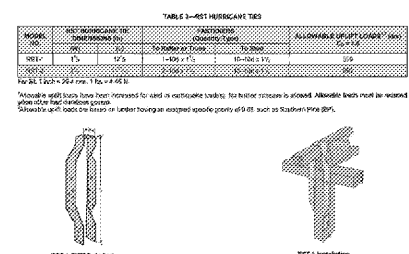


FIGURE 5 - HURRICANE TIES

Table 2 - HURRICANE TIES. Columns: Model, Material, Dimensions, Allowable Tension (kips), Allowable Shear (kips).

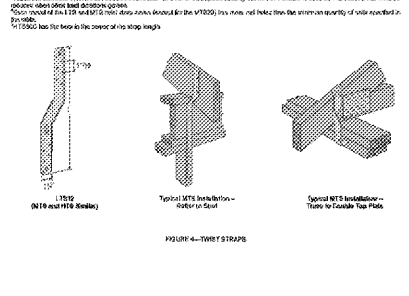


FIGURE 6 - HURRICANE TIES

Table 3 - HURRICANE TIES. Columns: Model, Material, Dimensions, Allowable Tension (kips), Allowable Shear (kips).



FIGURE 7 - HURRICANE TIES

Table 4 - HURRICANE TIES. Columns: Model, Material, Dimensions, Allowable Tension (kips), Allowable Shear (kips).




FIGURE 8 - HURRICANE TIES

Table 5 - HURRICANE TIES. Columns: Model, Material, Dimensions, Allowable Tension (kips), Allowable Shear (kips).




FIGURE 9 - HURRICANE TIES

Table 6 - HURRICANE TIES. Columns: Model, Material, Dimensions, Allowable Tension (kips), Allowable Shear (kips).



FIGURE 10 - HURRICANE TIES

Table 7 - HURRICANE TIES. Columns: Model, Material, Dimensions, Allowable Tension (kips), Allowable Shear (kips).

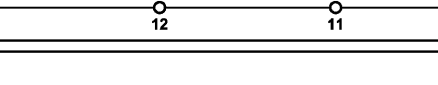


FIGURE 11 - HURRICANE TIES

Table 8 - HURRICANE TIES. Columns: Model, Material, Dimensions, Allowable Tension (kips), Allowable Shear (kips).

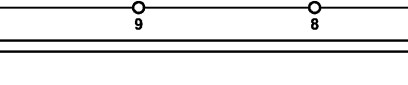


FIGURE 12 - HURRICANE TIES

Table 9 - HURRICANE TIES. Columns: Model, Material, Dimensions, Allowable Tension (kips), Allowable Shear (kips).

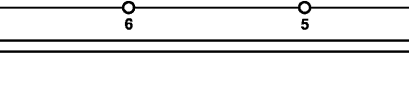


FIGURE 13 - HURRICANE TIES

Table 10 - HURRICANE TIES. Columns: Model, Material, Dimensions, Allowable Tension (kips), Allowable Shear (kips).

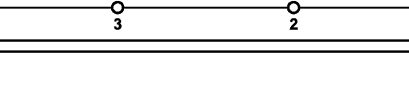


FIGURE 14 - HURRICANE TIES

Order Plans

PLAN

WATERLINE

FGA PROJECT NUMBER 19039
ISSUE DATE 05-25-20
SHEET NUMBER PA-13
Pasco County Fire & Rescue Station No. 17 New Port Richey, Florida