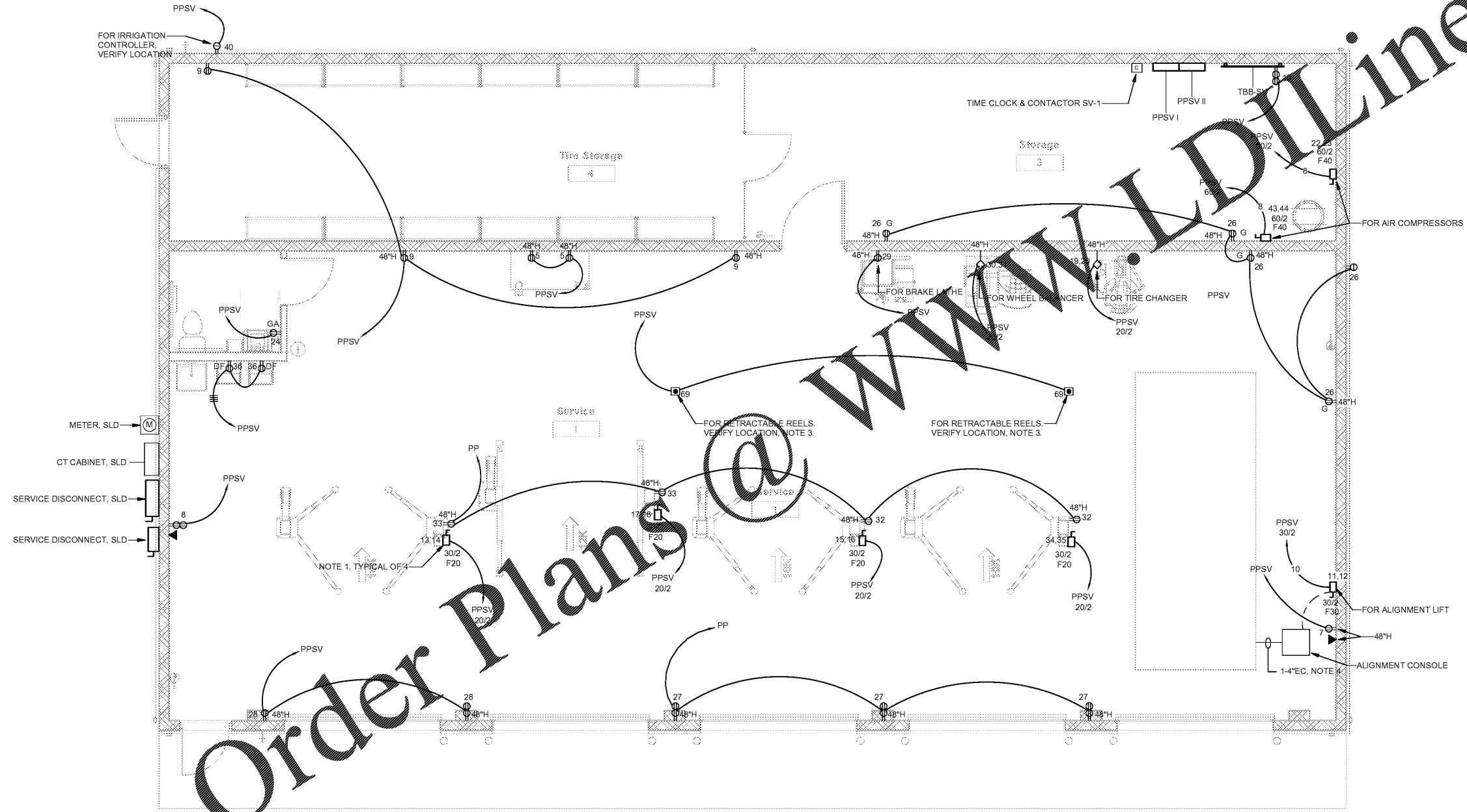


GENERAL NOTES:

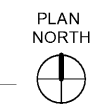
1. CONTRACTOR SHALL VERIFY/COORDINATE LOCATION OF ALL POWER & DATA OUTLETS FOR EQUIPMENT. OBTAIN OWNER'S APPROVAL BEFORE ROUGH IN. NO EXCEPTIONS. NO ADDITIONAL COMPENSATION SHALL BE AWARDED FOR ANY ADDITIONAL WORK REQUIRED TO RELOCATE OUTLETS DUE TO CONTRACTOR'S FAILURE TO COORDINATE WITH OWNER.

NOTES:


1. VERIFY POWER STUB UP LOCATION FOR 10K & 12K LIFTS. SEE DETAIL ON SHEET E103 FOR MORE INFORMATION.
2. 48"x48"x3/4" THICK DATA/TELEPHONE BACKBOARD. PAINT WITH NON-CONDUCTIVE, FIRE RETARDANT PAINT. SEE AUXILIARY SINGLE LINE DIAGRAM ON SHEET E102 FOR MORE INFORMATION.
3. PROVIDE NEMA 5-20R, 45 FEET, INDUSTRIAL CORD REEL, HUBBELL CATALOG #HBL45123C20 OR EQUAL. PROVIDE ACCESSORIES REQUIRED TO MOUNT TO STRUCTURE ABOVE.
4. LOCATIONS SHOWN HERE ARE APPROXIMATE. COORDINATE EXACT LOCATION OF CONSOLE & CONDUIT WITH OWNER & ALIGNMENT LIFT SHOP DRAWINGS BEFORE ROUGH-IN.



1 Ground Floor Plan - Power  
1/4" = 1'-0"



Order Plans @ WWW.LDILine.com



**Express Oil Change & Tire Engineers**  
Service Building (Hurricane)  
2265 O'Neal Lane  
Baton Rouge, LA 70816

FINAL

| No. | Description | Date |
|-----|-------------|------|
| 1   |             |      |
|     |             |      |
|     |             |      |
|     |             |      |
|     |             |      |

© 2020 Aho Architects, LLC. All Rights Reserved.

|  |              |
|--|--------------|
| <b>Floor Plan - Power &amp; Voice/Data</b> |              |
| Project number                             | 20025        |
| Date                                       | 08/27/2020   |
| Drawn by                                   | TH           |
| Checked by                                 | NB           |
| <b>SV-E300</b>                             |              |
| Scale                                      | 1/4" = 1'-0" |