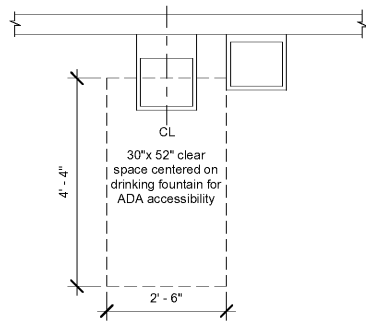
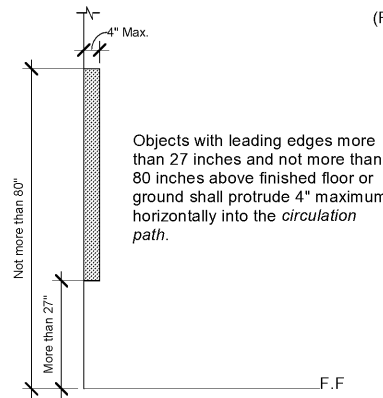


(For dimensional purposes only)



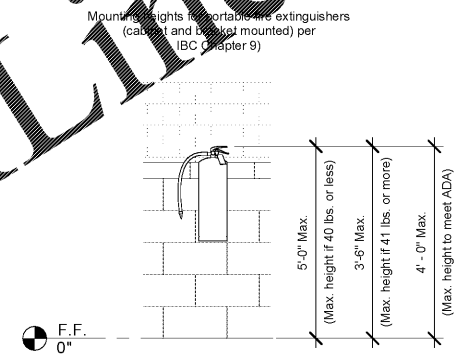
① Drinking Fountain Mounting Details (Plan)
1/2" = 1'-0"

(For dimensional purposes only)



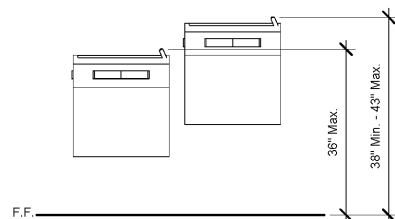
② Limits of Protruding Objects
1/2" = 1'-0"

(For dimensional purposes only)



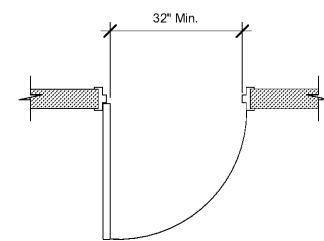
③ Bracket Mounted Fire Extinguisher
1/2" = 1'-0"

(For dimensional purposes only)



④ Drinking Fountain Mounting Details (Front)
1/2" = 1'-0"

(For dimensional purposes only)



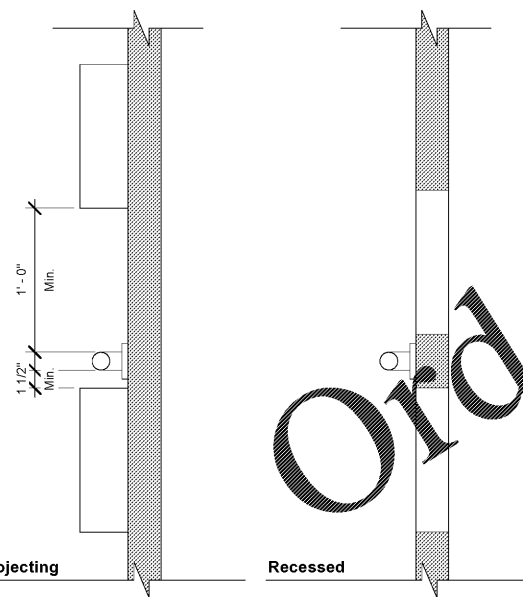
⑤ Clear Width of Doorways
1/2" = 1'-0"

(For dimensional purposes only)

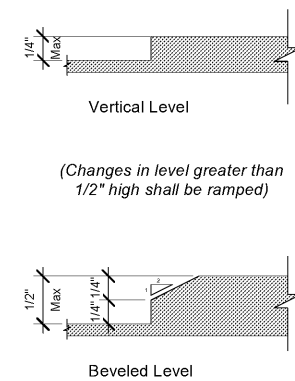
(For dimensional purposes only)

(For dimensional purposes only)

(For dimensional purposes only)



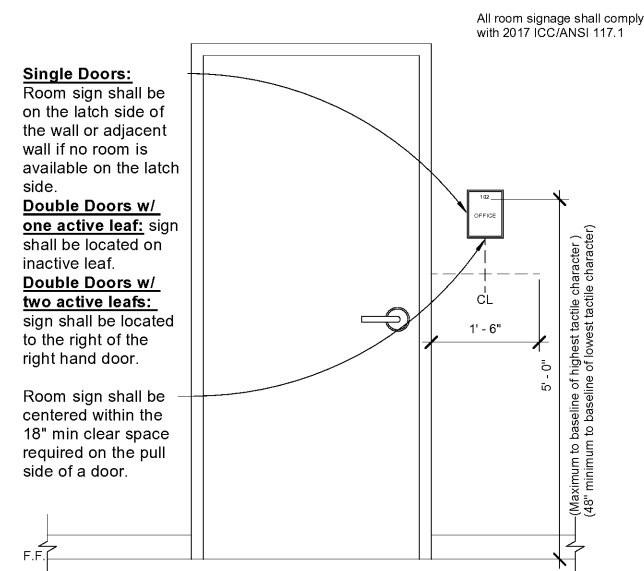
⑦ Spacing of Grab Bars
1 1/2" = 1'-0"



⑧ Level Change
12" = 1'-0"

Single Doors:
Room sign shall be on the latch side of the wall or adjacent wall if no room is available on the latch side.
Double Doors w/ one active leaf: sign shall be located on inactive leaf.
Double Doors w/ two active leaves: sign shall be located to the right of the right hand door.

Room sign shall be centered within the 18" min clear space required on the pull side of a door.



⑨ Signage Mounting Heights
3/4" = 1'-0"



Express Oil Change & Tire Engineers
Service Building (Hurricane)
2265 O'Neal Lane
Baton Rouge, LA 70816

FINAL

No.	Description	Date

© 2020 Aho Architects, LLC. All Rights Reserved.

Interior Dimensional Info.	
Project number	20025
Date	08/27/2020
Drawn by	ARC
Checked by	TAA
SV-A605	
Scale	As indicated