



Engineering & Design Consultants  
 2111 Parkway Office Circle, Suite 125  
 Birmingham, AL 35244  
 (205) 733-6912 FAX: (205) 733-6913  
 Job No. 20163



www.ahoarch.com



08/27/2020

Express Oil Change & Tire Engineers  
 Right Hand Oil Change Building (Hurricane)  
 2265 O'Neal Lane  
 Baton Rouge, LA 70816

FINAL

No.	Description	Date

© 2020 Aho Architects, LLC.  
 All Rights Reserved.

Partial Plumbing  
 Floor Plans - Pit  
 and Platform

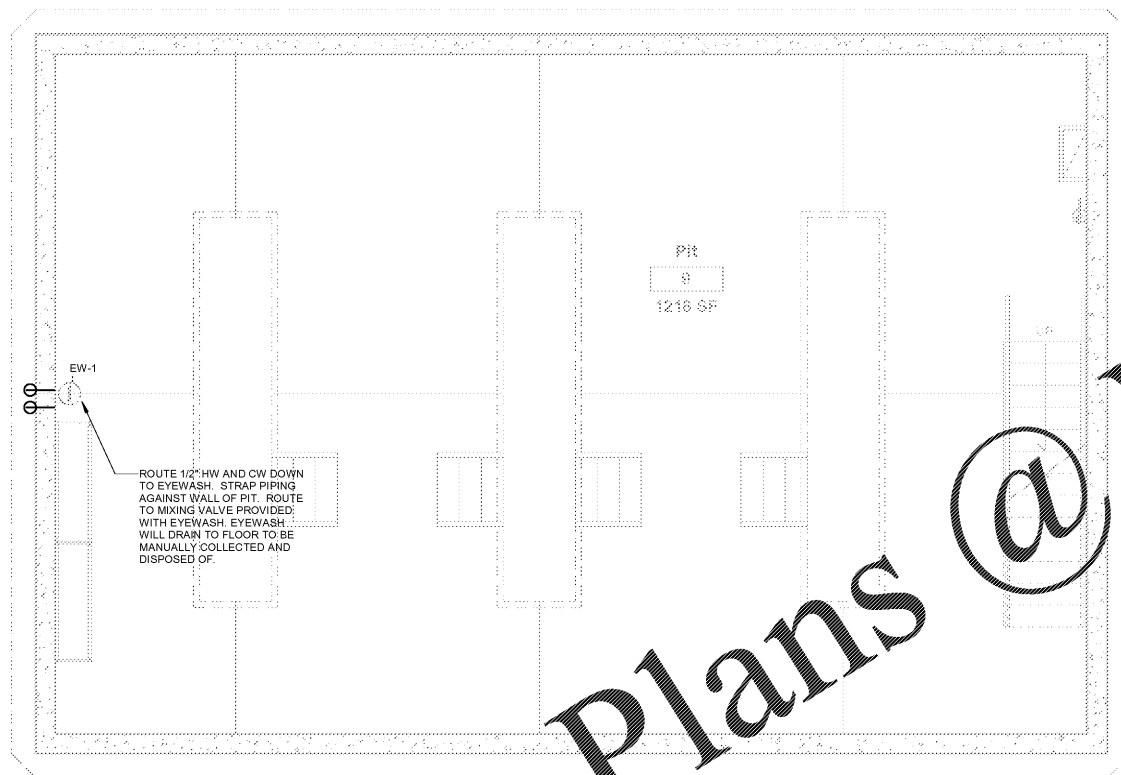
Project number 20025  
 Date 08/27/2020

Drawn by CA  
 Checked by JB

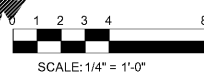
OC-P1.03

Scale As indicated

8/28/2020 3:51:06 PM

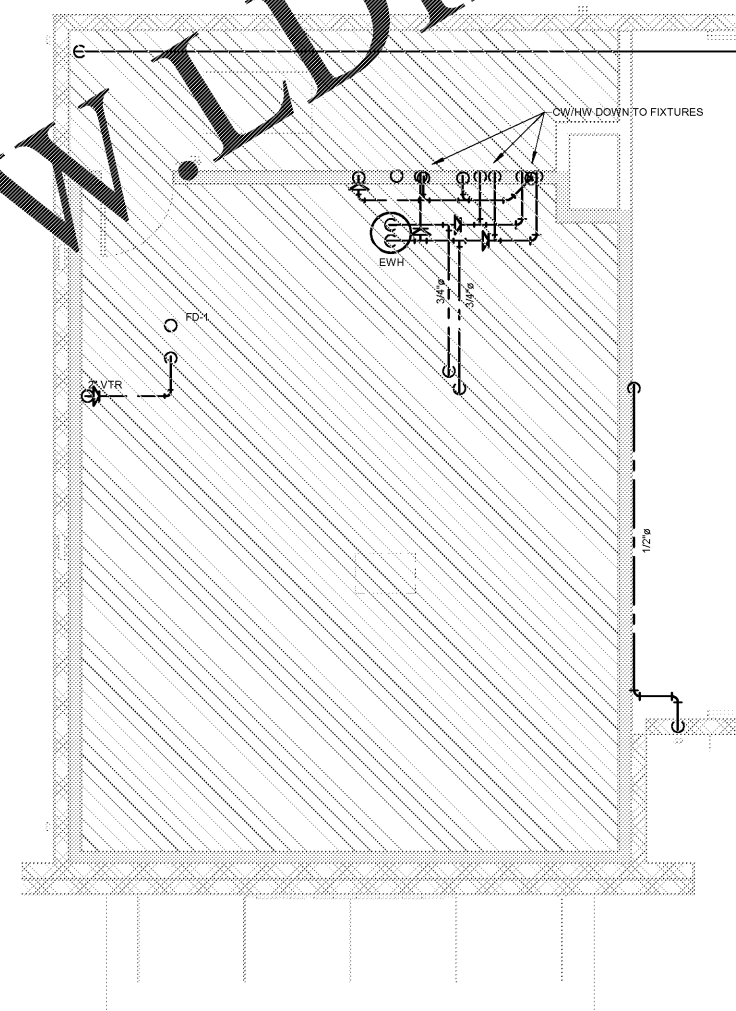


**PIT FLOOR PLAN PLUMBING**

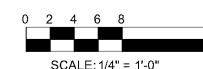


**GENERAL NOTES:**

- SPACE ABOVE CEILING IS LIMITED. CAREFUL COORDINATION WITH LIGHTING, ELECTRICAL, MECHANICAL, FIRE PROTECTION, STRUCTURAL AND ARCHITECTURAL WORK IS CRITICAL FOR COMPLETE PIPING INSTALLATION. CONTRACTOR SHALL PROVIDE NECESSARY OFFSETS IN NEW AND EXISTING PIPING AND ELECTRICAL CONDUIT AS REQUIRED TO ACCOMMODATE NEW WORK. CONTRACTOR SHALL ALLOW FOR ANY CONFLICTS ENCOUNTERED.
- PIPING LAYOUTS ARE DIAGRAMMATIC AND DO NOT SHOW ALL ELEMENTS OF CONSTRUCTION. CONTRACTOR SHALL BE RESPONSIBLE FOR ALL CHANGES ON DIRECTION, ELEVATION AND MINOR OFFSETS NECESSARY FOR COMPLETE INSTALLATION OF ELEMENTS SHOWN.
- ALL PRESSURE PIPING SHOWN IS ABOVE THE CEILING UNLESS OTHERWISE NOTED. ALL TRAP PRIMER LINES AND HOT WATER RETURN LINES SHALL BE 1/2" UNLESS OTHERWISE NOTED.
- REFER TO ARCHITECTURAL REFLECTED CEILING PLANS FOR LOCATIONS OF ALL CEILING MOUNTED DEVICES. REFER TO ARCHITECTURAL FLOOR PLANS FOR ALL DIMENSIONS.
- COORDINATE ACCESS DOOR LOCATIONS WITH GENERAL CONTRACTOR AND ARCHITECT.



**EQUIPMENT PLATFORM - PLUMBING**



Order Plans @ WWW.LDILine.com