

LIGHTING FIXTURE SCHEDULE							
TYPE	DESCRIPTION	MOUNTING	VOLT	VA	LAMPS	BALLASTS	REMARKS/NOTES
K	LED MONOPOINT WITH ELLIPTICAL LENS. SISTEMALUX #1620C-SPS009160	SURF MTD	120	29.5	LED INCLUDED WITH UNIT		AIM FIXTURE DIRECTLY AT PHARMACY SIGNAGE
X	NEW EXIT LITHONIA #LQM S W 3 R 120/277	SURFACE, WALL OR CEILING	120	1.0	INCLUDED WITH UNIT		PROVIDE NUMBER OF FACES AND ARROWS AS INDICATED ON FLOOR PLANS. CEILING MOUNTED IN RETAIL AREA ONLY.
NOTES: 1. SEE E-HUB1 FOR ADDITIONAL LIGHT FIXTURES.							

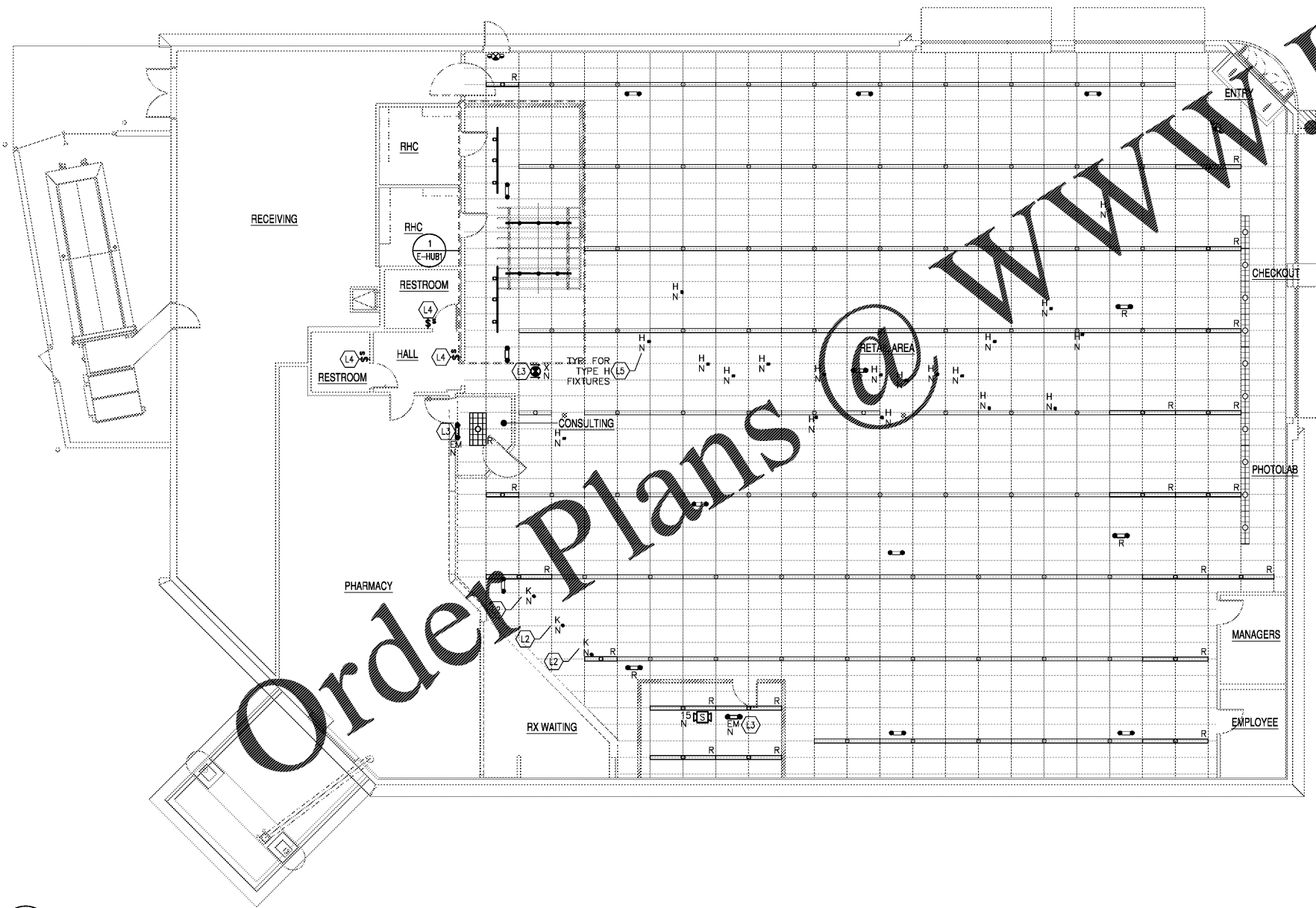
- GENERAL LIGHTING NOTES**
- REPAIR/REPLACE ALL DAMAGED OR INOPERABLE EXISTING EXIT AND EMERGENCY LIGHT FIXTURES AND RECONNECT.
 - CLEAN ALL LIGHTING FIXTURES. RELAMP AS NEEDED.
 - ALL LIGHTING FIXTURES AND LAMPS PROVIDED AND INSTALLED BY THE EC.
 - GC SHALL BE RESPONSIBLE TO MAINTAIN ALL AUXILIARY SYSTEMS (ALARM, MUSIC, CAMERAS, ETC.) IN AREAS OF CEILING REMOVAL/REWORK. INDEPENDENTLY SUPPORT EQUIPMENT UNTIL CEILING WORK IS COMPLETE AND REINSTALL. COORDINATE WITH CVS PM FOR PLACEMENT.

SYMBOL LEGEND (THIS SHEET ONLY)

SYMBOL	DESCRIPTION	MOUNTING HEIGHT
[Grid Symbol]	2X4 LIGHTS	
[Grid Symbol]	2X4 LIGHTS WITH EMERGENCY BALLASTS	
[Line Symbol]	TRACK LIGHT	
[Dot Symbol]	MONOPOINT SPOT LIGHT	
[Line Symbol]	SURFACE MOUNTED EMERGENCY LIGHT FIXTURE	
[Line Symbol]	SURFACE MOUNTED EXIT FIXTURE LIGHT	
[Diamond Symbol]	CEILING MOUNTED OCCUPANCY SENSOR	
[Square Symbol]	OCCUPANCY SENSOR (COOPER CONTROLS #DND-1001-DMV-W) SET TIME DELAY FOR 30 MINUTES	42" AFF UON
[Square Symbol]	WALL MOUNTED SWITCH WITH OCCUPANCY SENSOR	42" AFF UON
[Circle Symbol]	NOT LABELED	EXISTING TO REMAIN - N NEW LIGHT FIXTURE
[Circle Symbol]		EXISTING TO BE RELOCATED - D DEMOLISHED

- KEYED NOTES - LIGHTING NEW WORK**
- L1 ALL LIGHT FIXTURES IN THIS AREA ARE EXISTING TO REMAIN, UNLESS NOTED OTHERWISE.
 - L2 INSTALL MONOPOINT LIGHT AT THE MINIMUM DISTANCE FROM 48" TO 53" OFF THE VERTICAL SOFFIT. CENTER FIXTURES TO SIGNAGE AND SPACE THEM 5FT APART. TWIST THE FRONT FACE OF THE MONOPOINT LIGHT TO ALIGN THE ELONGATED BEAM ACROSS THE SIGNAGE TO PROVIDE EVEN ILLUMINATION. EXTEND EXISTING LIGHTING CIRCUIT AS NEEDED. CONNECT TO EMS ALONG WITH OTHERS RETAIL LIGHTING. COORDINATE WITH ARCH INTERIOR ELEVATIONS FOR EXACT LOCATION OF PHARMACY SIGNAGE.
 - L3 NEW EMERGENCY LIGHT FIXTURE. CONNECT TO EXISTING LOCAL LIGHTING CIRCUIT AHEAD OF SWITCHING AND EMS/TIMER.
 - L4 NEW WALL-MOUNTED OCCUPANCY SENSOR LIGHT SWITCH.
 - L5 ALL ENDCAPS ALONG DRIVE AISLE SHALL BE LIT WITH FIXTURE INDICATED, EXCEPT TREND AND BEACON TYPE ENCAPS. INSTALL TRACK SPOT MONOPOINT LIGHT ALONG DRIVE AISLE. AIM EACH MONOPOINT LIGHT HEAD SO THE LIGHT BEAM SHINES AT THE CENTER HEIGHT AND WIDTH POINT OF THE NON-ILLUMINATED ENDCAP. THE LIGHT BEAM SHOULD WASH ALL PRODUCT SHELVES. COORDINATE AND PROJECT MANAGER TO BEST ILLUMINATE ENDCAP. PRIOR TO ROUGH-IN, DO NOT INSTALL LIGHT FIXTURES PRIOR TO MERCHANDISE FIXTURE INSTALLATION. CONNECT TO EMS ALONG WITH OTHERS RETAIL LIGHTING. LOAD ON CIRCUIT SHALL NOT EXCEED 1700VA.

GC TO COORDINATE WITH CVS VENDOR FOR RELOCATION /REINSTALLATION OF ALL CAMERAS, MOTION DETECTORS, SECURITY EQUIPMENT INCLUDING FIRE ALARM EQUIPMENT. VERIFY IN FIELD.



1 OVERALL NEW LIGHTING PLAN
E3 SCALE: 1/8" = 1'-0"




HEALTH HUB/Rx CONSULTATION
STORE NUMBER: 4176

11 RIVER RIDGE DRIVE, OAKLEY PLAZA
ASHEVILLE, NC 28803

CAP CODE: 90

CS PROJECT NUMBER: 146740


ARCHITECT OF RECORD:




115 S. College St., 1000 Charlotte, NC 28207
T: 704.823.8850 F: 704.881.9700

www.littleonline.com

This drawing and the design shown are the property of Little DesignArchitectural Consulting. The reproduction, copying or other use of this drawing without their written consent is prohibited and any infringement will be subject to legal action.



DEVELOPER:



REVISIONS:

DRAWING BY: WC
CVS PROJECT MANAGER: RJ
DATE: 11-02-2020
JOB NUMBER: 121-14217-08
TITLE:

LIGHTING PLAN
SHEET NUMBER:

E3

COMMENTS: