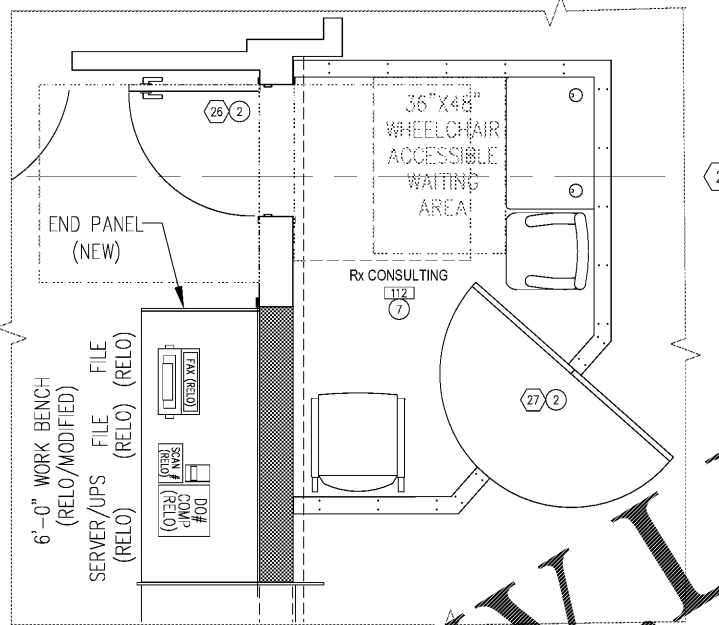
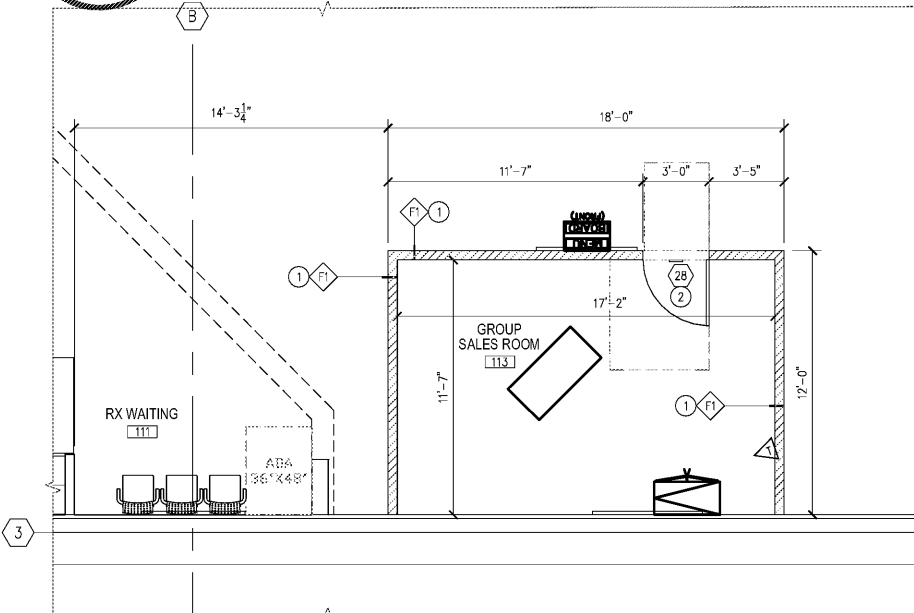


1 ENLARGED FLOOR PLAN
HUB1 1/4" = 1'-0"



2 ENLARGED FLOOR PLAN
HUB1 1/4" = 1'-0"



3 ENLARGED FLOOR PLAN
HUB1 1/4" = 1'-0"

NOTES

1. VERIFY ALL WORK AND MEASUREMENTS IN FIELD BETWEEN CVS PROJECT MANAGER AND GENERAL CONTRACTOR PRIOR TO ANY WORK BEING DONE.
2. CLEAN ALL FINISHED SURFACES (GLASS, FRAMING, LAMINATE, CARPET, ETC.) AT PROJECT COMPLETION THROUGHOUT ENTIRE STORE.

LEGEND

- EXISTING PARTITION TO REMAIN
- NEW PARTITION
- Ⓝ KEY NOTE DESIGNATION
- ⓧ WALL TYPE IDENTIFIER RE: PARTITION TYPES
- ⓧ DOOR TYPE IDENTIFIER - REFERENCE DOOR SCHEDULE
- ⓐ COLUMN GRID

FLOOR PLAN NOTES BY SYMBOL

1. CONSTRUCT NEW WALLS AS SHOWN/SCHEDULED.
2. INSTALL NEW DOOR, FRAME AND HARDWARE AS SHOWN/SCHEDULED.
3. INSTALL NEW DOOR, FRAME AND EXISTING HARDWARE AS SHOWN/SCHEDULED.
4. INSTALL NEW GLASS DOOR AND FRAME AS SHOWN/SCHEDULED.
5. INFILL OPENING OF EXISTING RECEIVING ROOM DOOR WITH LIKE MATERIALS OF SURROUNDING WALLS.
6. INSTALL NEW CANE TOUCH APRON ON EXISTING HIGH WATER COOLER.
7. INSTALL PREFABRICATED CONSULTATION ROOM PER COLONY INSTALLATION GUIDE.




HEALTH HUB/Rx CONSULTATION
STORE NUMBER: 4176

11 RIVER RIDGE DRIVE, OAKLEY PLAZA
ASHEVILLE, NC 28803
CAP CODE: 90


CS PROJECT NUMBER: 146740

ARCHITECT OF RECORD:



110 S. BRIDGE ST. SUITE 200, ASHEVILLE, NC 28803
TEL: 704.253.2000 FAX: 704.253.2000
www.littleonline.com

The drawings and the design shown are the property of LITTLE ARCHITECTURE. All information, specifications, quantities or other data of this drawing without their written consent is prohibited and any reproduction and its use is subject to their approval.



DEVELOPER:



SEAL:



REVISIONS:

NO.	DESCRIPTION

DRAWING BY: JC

CVS PROJECT MANAGER: RJ

DATE: 11-02-2020

JOB NUMBER: 121-14217-08

TITLE: HEALTHHUB ENLARGED PLANS

SHEET NUMBER: HUB1

COMMENTS: