




HEALTH HUB/Rx CONSULTATION
STORE NUMBER: 4176

11 RIVER RIDGE DRIVE, OAKLEY PLAZA
ASHEVILLE, NC 28803
CAP CODE: 90

CS PROJECT NUMBER: 146740

ARCHITECT OF RECORD:



115 S. BRIDGE ST., SUITE 200, ASHEVILLE, NC 28801
P: 704.253.3333 F: 704.253.3333
www.littleonline.com


This drawing and the design shown on the security of Little Online's Architectural Consulting. The reproduction, copying or alteration of this drawing without the written consent is prohibited and any reproduction will be subject to legal action.



DEVELOPER:



SEAL:



REVISIONS:

DRAWING BY: JC

CVS PROJECT MANAGER: RJ

DATE: 11-02-2020

JOB NUMBER: 121-14217-08

TITLE: DEMOLITION REFLECTED CEILING PLAN

SHEET NUMBER: AD2

COMMENTS:

- NOTES**
- INSTALL NEW/RELOCATE POWER POLES. REFERENCE ELECTRICAL DWGS.
 - EXISTING PERIMETER SIGNAGE TO BE CONSISTENT WITH CURRENT CVS STANDARDS. GC AND CVS OPM TO COORDINATE DEMO, RELOCATION, AND/OR RE-USE OF ALL EXISTING GRAPHICS.
 - RELOCATION OF EXISTING SECURITY CAMERAS, MOTION DETECTORS, AND SECURITY EQUIPMENT BY CVS VENDOR. GC SHALL COORDINATE INSTALLATION WITH VENDOR.
 - REPLACE ANY STAINED OR DAMAGED CEILING TILE THROUGHOUT ENTIRE STORE AS DETERMINED DURING PRE-BID WALKTHROUGH.
 - REPAIR OR REPLACE ANY DAMAGED OR INOPERABLE LIGHT FIXTURES AS REQUIRED.
 - RELO/INSTALL NEW AISLE MARKERS PER CVS SET-UP MANAGER.
 - CLEAN ALL EXISTING HVAC DIFFUSERS AND LIGHT FIXTURE LENSES THROUGHOUT THE ENTIRE STORE.
 - GENERAL CONTRACTOR SHALL COORDINATE REVISED CEILING GRID AND LIGHTING FIXTURE LOCATIONS WITH EXISTING CEILING DIFFUSERS AND REGISTERS. GC SHALL RELOCATE DIFFUSERS AND REGISTERS AS REQUIRED TO FACILITATE CEILING GRID MODIFICATIONS AND/OR RELOCATION OF LIGHT FIXTURES. PROVIDE ADDITIONAL SHEET METAL, FLEX DUCT, HANGERS AND ACCESSORIES AS REQUIRED TO RELOCATE AIR TERMINAL DEVICES. HVAC AIR TERMINAL DEVICES TO BE MODIFIED SHALL CONFORM TO SMACNA STANDARDS. UPON PROJECT COMPLETION, AIR TERMINAL DEVICES AND MINIMUM 5' OF ASSOCIATED BRANCH DUCTWORK SHALL BE CLEANED FREE OF DUST AND DEBRIS. MODIFICATION TO EXISTING VENTILATION AIR FLOW SHALL NOT BE PERMITTED.

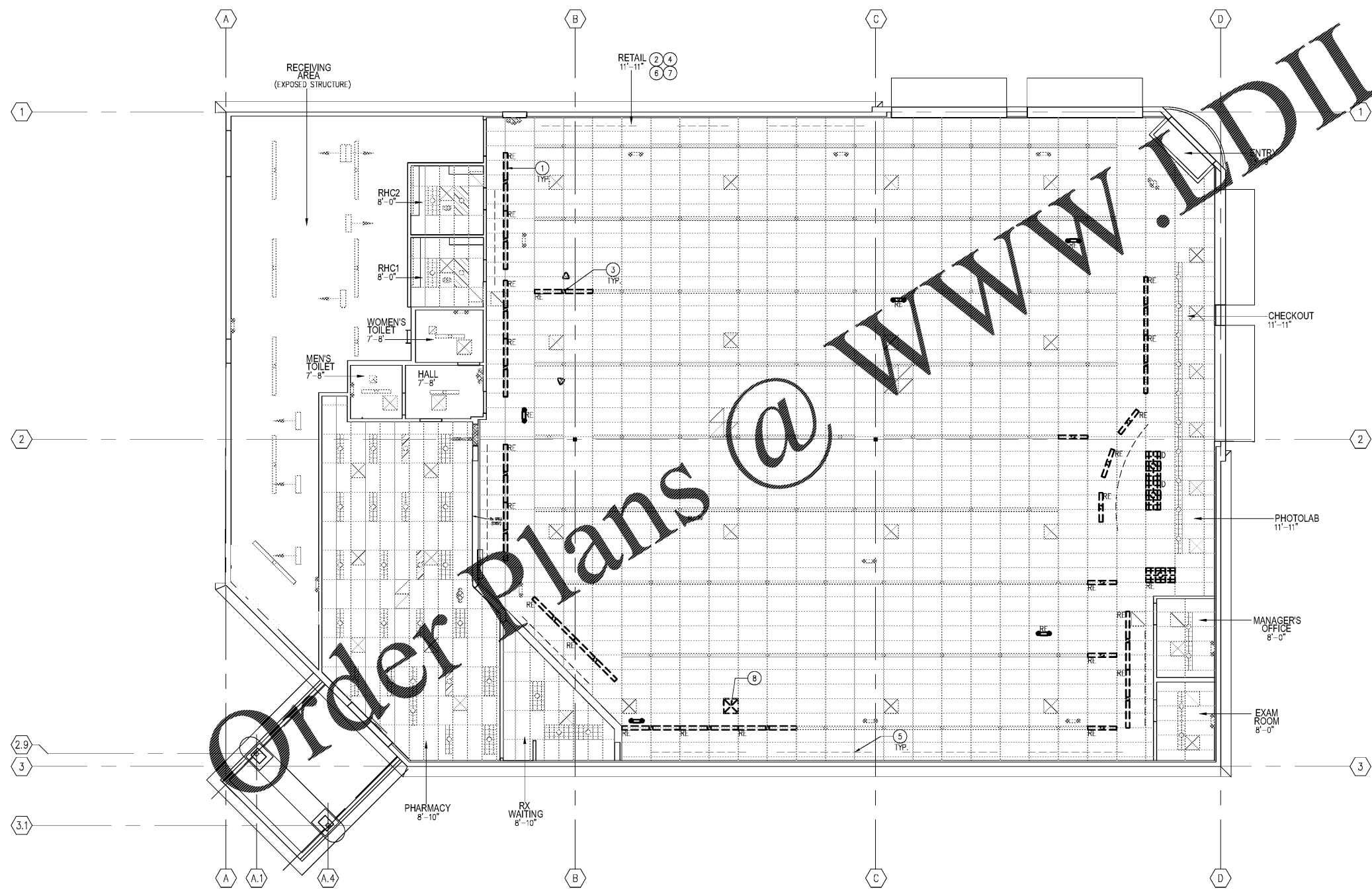
LEGEND

EXISTING PARTITION TO REMAIN	GYPSUM WALLBOARD CEILING TO BE DEMOLISHED
EXISTING PARTITION TO BE DEMOLISHED	ACOUSTICAL CEILING TILE AND CEILING GRID TO BE DEMOLISHED
KEY NOTE DESIGNATION	EXISTING ACOUSTICAL CEILING TILE TO REMAIN
COLUMN GRID	FIXTURE DESIGNATIONS
	NOT LABELED EXISTING TO REMAIN
	D DEMOLISH
	RE RELOCATE

CEILING FIXTURE SCHEDULE

EXISTING/DEMO/NEW SYMBOL	DESCRIPTION
	2x4 LIGHTS
	1x4 LIGHTS
	STRIP LIGHTS
	EXIT SIGNS
	EMERGENCY LIGHTS
	POWER POLE
	SPEAKER
	SECURITY CAMERA BUBBLE
	SECURITY MOTION SENSOR
	SPRINKLER HEAD
	HVAC SUPPLY
	HVAC RETURN
	HVAC EXHAUST

- NOTES BY SYMBOL**
- REMOVE EXISTING PARAWASH LIGHT FIXTURES THROUGHOUT STORE AND SAVE FOR RELOCATION. RE: ELECTRICAL
 - DEMOLISH EXISTING POWER POLES. RE: ELECTRICAL
 - DEMOLISH/RELOCATE EXISTING LIGHT FIXTURES AS SHOWN. RE: ELECTRICAL
 - DEMOLISH/RELOCATE EXISTING SPEAKERS AS SHOWN. RE: ELECTRICAL
 - DEMOLISH EXISTING HANGING SIGNS.
 - REMOVE EXISTING SECURITY EQUIPMENT AS REQUIRED. SAVE FOR RELOCATION AND COORDINATE WITH NEW WORK.
 - FIX CEILING GRID WHERE ANY LIGHT FIXTURES WERE REMOVED OR PREVIOUS CEILING PATCH WAS DONE. THE GRID SHALL ACCOMMODATE FULL SIZE CEILING TILES INSTEAD OF SMALL PIECES.
 - DEMOLISH/RELOCATE EXISTING SUPPLY/RETURN VENT AS SHOWN. RE: MECHANICAL



1 OVERALL DEMOLITION CEILING PLAN
AD2 SCALE: 1/8" = 1'-0"

