

NOTES

- COORDINATE ALL DEMOLITION WORK WITH NEW WORK AND WITH FINAL MERCHANDISE PLAN.
- THE GENERAL CONTRACTOR SHALL REVIEW THE ENTIRE DRAWING SET WITH THE CVS PROJECT MANAGER AND VERIFY ALL PROPOSED WORK AND MEASUREMENTS IN THE FIELD PRIOR TO THE START OF CONSTRUCTION.
- NOTIFY THE ARCHITECT OF ANY DISCREPANCIES IN PLAN.
- DEMOLISH ITEMS IN A WORKMAN-LIKE MANNER FROM TOP TO BOTTOM OR AS NEEDED TO PREVENT COLLAPSE. TAKE CARE TO PREVENT DAMAGE TO SURROUNDING CONSTRUCTION. DO NOT DEMOLISH ANY ITEM THAT MAY BE STRUCTURAL IN NATURE. IF SUCH ITEMS ARE ENCOUNTERED CONTACT THE ARCHITECT FOR DIRECTION PRIOR TO DEMOLISHING THE ITEM.

LEGEND

--- EXISTING PARTITION TO REMAIN
 - - - - - EXISTING PARTITION TO BE DEMOLISHED
 (F) KEY NOTE DESIGNATION
 (X) DOOR TYPE IDENTIFIER
 (1) COLUMN GRID

RE/RELO: RELOCATE
 D/DEMO: DEMOLISH
 NOTE: WALL, DOORS, WINDOWS WITHOUT SYMBOL ARE EXISTING TO REMAIN.

- NOTES BY SYMBOL**
- REMOVE EXISTING ATM MACHINE AND RETURN TO OWNER.
 - REMOVE EXISTING FLM AND RETURN TO OWNER. RE: ELECTRICAL
 - EXISTING DOUBLE CART CORRAL TO REMAIN AS SHOWN.
 - DEMOLISH EXISTING CHECKOUT SIDE PANELS AND WIND PANELS.
 - REMOVE EXISTING FIRE EXTINGUISHER AND SAVE FOR RELOCATION. (ADA)
 - DEMOLISH EXISTING CHECKOUT COUNTER IN ITS ENTIRETY. RETAIN EXISTING CHECKOUT EQUIPMENT AND TELEPHONE FOR RELOCATION. RE: ELECTRICAL
 - DEMOLISH EXISTING PHOTOLAB GATE AS SHOWN.
 - REMOVE EXISTING KPK AND ASSOCIATED EQUIPMENT AND SAVE FOR RELOCATION. DEMOLISH MILLWORK SURROUND. RE: ELECTRICAL
 - VERIFY WITH CVS SPM IF EXISTING PASSPORT SCREEN NEEDS TO BE RELOCATED.
 - DEMOLISH EXISTING PHOTOLAB COUNTER IN ITS ENTIRETY. RETAIN EXISTING EQUIPMENT FOR RELOCATION. RE: ELECTRICAL
 - DEMOLISH EXISTING SCANNER. RE: ELECTRICAL
 - REMOVE EXISTING MONEYGRAM AND ASSOCIATED EQUIPMENT AND SAVE FOR RELOCATION. RE: ELECTRICAL
 - DEMOLISH EXISTING PHOTOLAB CABINETS AS SHOWN.
 - DEMOLISH EXISTING RECEIVING DOOR AND FRAME.
 - EXISTING ALARM KEYPAD AND DEACTIVATION BUTTON TO REMAIN AS SHOWN. RE: ELECTRICAL
 - MODIFY EXISTING WORKSTATIONS AS REQUIRED FOR ADJACENT WALL EXTENSION. SAVE EXISTING EQUIPMENT FOR RELOCATION. RE: A1
 - REMOVE EXISTING BLOOD PRESSURE MACHINE AND SAVE FOR RELOCATION. RE: ELECTRICAL
 - DEMOLISH EXISTING RX WAITING AND RHC WAITING CHAIRS AS SHOWN.
 - DEMOLISH EXISTING CLOSET
 - DEMOLISH EXISTING 2'-8" UNWEB WORKSTATION. SAVE EXISTING EQUIPMENT FOR RELOCATION.
 - EXISTING COOLERS AND FREEZERS TO REMAIN AS SHOWN.
 - REMOVE EXISTING WECC AND SAVE FOR RELOCATION.
 - DEMOLISH EXISTING DOOR AND FRAME. SAVE HARDWARE FOR RELOCATION.
 - DEMOLISH EXISTING AISLE MARKERS AND INSERTS, CATEGORY SIGNS, HANGING GRAPHICS, AND GREETING CARD GRAPHICS.
 - RELOCATE MERCHANDISE FIXTURES, END PANELS, AND POWERPOLES, COORDINATE LOCATION WITH MERCHANDISE PLAN. DEMOLISH ANY UNUSED POWER POLES. RE: MERCHANDISE PLAN.
 - DEMOLISH EXISTING COLORED DURATRAN HEADERS.
 - DEMOLISH EXISTING WALL AND/OR A PORTION OF WALL AS REQUIRED FOR NEW DOOR OPENING.
 - DEMOLISH EXISTING RX ANVILLARY SIGNAGE.
 - REMOVE EXISTING PAPER RESTROOM SIGNAGE.
 - REMOVE EXISTING RHC CHECK-IN TABLE AND SAVE ASSOCIATED EQUIPMENT AND FOR RELOCATION. RE: ELECTRICAL.
 - DEMOLISH EXISTING CHAIR RAIL AND WALLPAPER.
 - DEMOLISH EXISTING RX HANGING GRAPHICS.
 - REMOVE ANY EXPOSED WALL COVERINGS FROM RETAIL WALLS. PATCH AND PAINT
 - REMOVE ALL LIGHT HEADERS FROM THE RETAIL PERIMETER WALL FIXTURES, EXCEPT FOR BEAUTY AREA.
 - REMOVE ANY UNNECESSARY POWER OUTLETS AND REMOVE ALL OUTLET COVER PLATES. PATCH AND PREPARE FOR NEW FINISHES.
 - REMOVE AND REPLACE ALL END PANELS AROUND THE RETAIL AREA PERIMETER WALL SHELVING.
 - REMOVE PHONE JACKS FROM WALL BESIDE SIGN-IN TABLE. DO NOT ADD COVER PLATES. PATCH WALL AS NEEDED.
 - IN HALLWAY, REMOVE FRP AND WALL PAPER. PATCH AND PAINT WALLS.
 - REMOVE MIRROR IN EACH RESTROOM.
 - REMOVE HAND DRYER FROM EACH RESTROOM.
 - PHARMACY PICK-UP COUNTER OBSTRUCTED BY CREDIT CARD READER/POINT-OF-SALE MACHINE AND COUNTER IS MORE THAN 48" LONG. RELOCATE CREDIT CARD READER/POINT-OF-SALE MACHINE TO PROVIDE AT LEAST 36" CLEAR LENGTH.

1 DEMOLITION FLOOR PLAN
 AD1 1/8" = 1'-0"




HEALTH HUB/Rx CONSULTATION
 STORE NUMBER: 4176


11 RIVER RIDGE DRIVE, OAKLEY PLAZA
 ASHEVILLE, NC 28803
 CAP CODE: 90

CS PROJECT NUMBER: 146740


ARCHITECT OF RECORD:



www.littleonline.com
 This drawing and its design shall be the property of Little's Pharmaceutical, Inc. and shall remain the confidential property of Little's Pharmaceutical, Inc. without prior written consent. Reproduction or use without prior written consent is prohibited and any agreement shall be subject to approval.



DEVELOPER:



REVISIONS:

DRAWING BY: JC
 CVS PROJECT MANAGER: RJ
 DATE: 11-02-2020
 JOB NUMBER: 121-14217-08
 TITLE:

DEMOLITION FLOOR PLAN
 SHEET NUMBER:

AD1

COMMENTS: