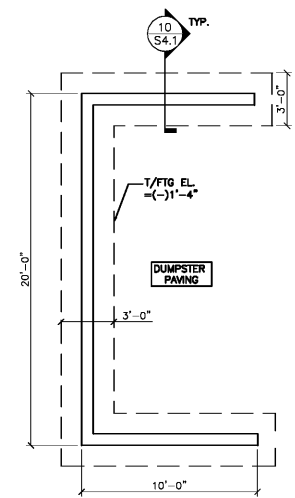


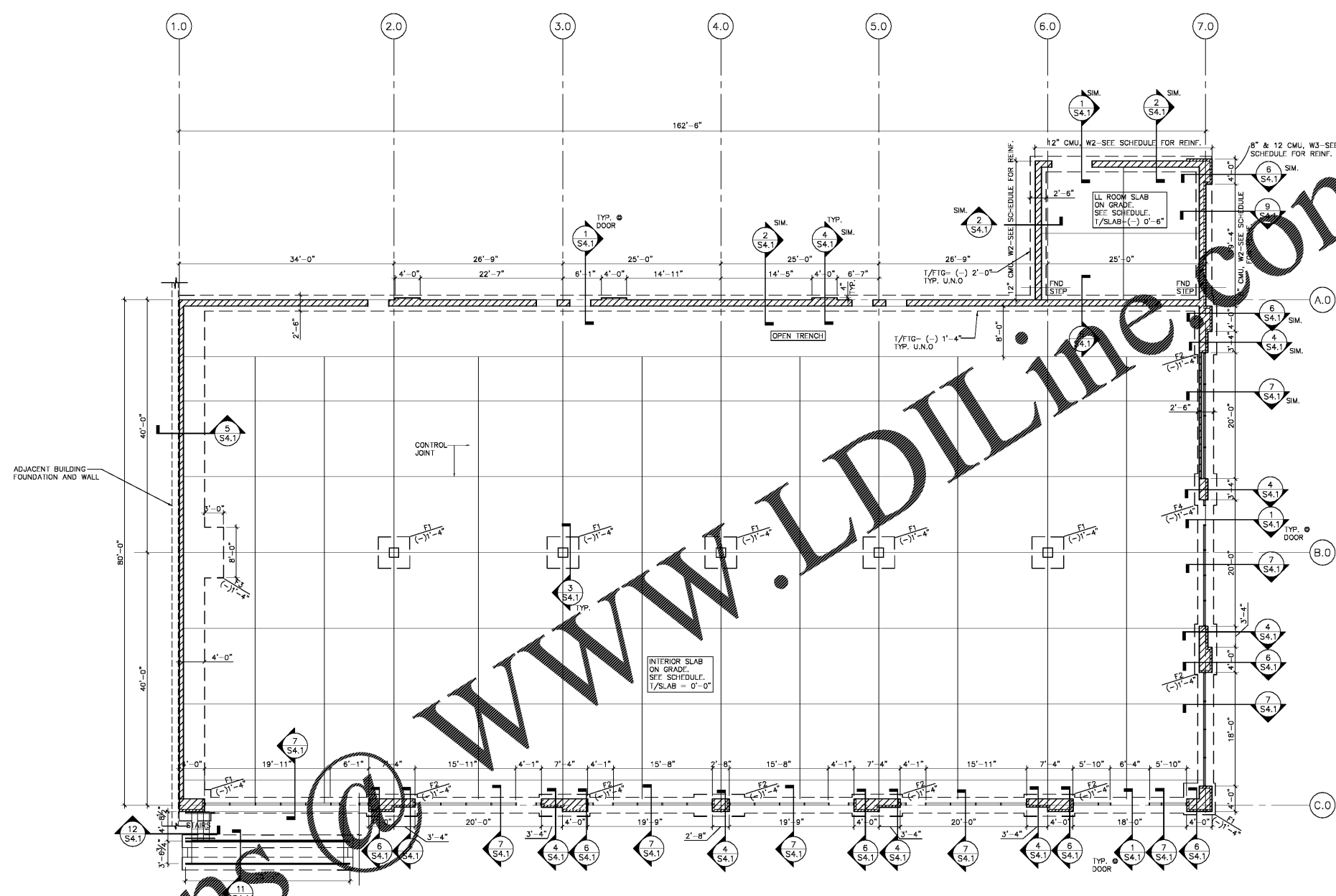
D·Z·A
ASSOCIATES, INC.
IL REG. # 104-001714 Suite 233N
2625 Butterfield Road 60533
Oak Brook, Illinois Phone 630-530-1020 www.dzainc.com

© 2020 D·Z·A ASSOCIATES, INC.
THIS ARCHITECTURAL PLAN IS THE PROPERTY OF D·Z·A ASSOCIATES, INC. AND SHALL REMAIN THE PROPERTY OF D·Z·A ASSOCIATES, INC. UNLESS OTHERWISE SPECIFIED.

No.	Description	Date
▲	ISSUED FOR BID AND PERMIT	10/16/20



2 DUMPSTER ENCLOSURE PLAN
S2.1 SCALE: 1/4" = 1'-0"



Order Plans

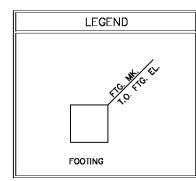
- FOUNDATION PLAN NOTES:**
- SEE SHEET S1.1 FOR GENERAL NOTES AND TYPICAL DETAILS.
 - ALL ELEVATIONS REFERENCED FROM FINISH FLOOR ELEVATION OF 0'-0" FOR REFERENCE ONLY. SEE SITE PLAN FOR ACTUAL FINISH FLOOR ELEVATION.
 - T/FIG = TOP OF FOOTING.
 - TOP OF ALL PILASTERS = (-) 1'-4" U.N.O. TOP OF EXTERIOR FOOTINGS = (-) 1'-4" U.N.O.
 - TOP OF EXTERIOR LL ROOM FOOTINGS = (-) 2'-0" U.N.O.
 - CONTRACTOR TO PREPARE SUBGRADE FOR BUILDING PAD AND PAVING AREAS PER GEOTECHNICAL ENGINEER'S REPORT AND RECOMMENDATIONS.
 - JOINT FILLER SHALL BE PLACED IN CLEAN JOINTS, OVERFILLED AND SHAVED FLUSH.
 - WELDED WIRE FABRIC SHALL BE PLACED IN FLAT SHEETS AND CHAIRED TO 2" BELOW TOP OF SLAB.
 - SEE SPECIFICATIONS FOR ALL FLOOR SLAB FINISHES.
 - SLAB JOINTS SHALL BE AT A MAXIMUM OF 13'-6" ON CENTER EACH DIRECTION.
 - SEE SHEET S5.1 FOR TYPICAL CMU DETAILS.

MK.	CMU SIZE	VERTICAL REINF.	REMARKS
W1	12" CMU WALL ALONG GRID LINES "A.0"	#5 @ 32" O.C.	
W2	8" CMU WALL ALONG GRID LINES "1.0"	#5 @ 32" O.C.	
W3	8", 10" & 12" CMU WALL ALONG GRID LINES "C.0 & 7.0"	#5 @ 8" O.C.	

- SEE SECTIONS FOR WALL FINISHES.

LOCATION	THICKNESS & REINF.	SUBBASE
INTERIOR AND LL ROOM FLOOR SLAB	4" CONC. SLAB ON GRADE REINF. W/6X6-W1.4 X W1.4 W.W.F. ON 15 MIL VAPOR BARRIER	4" COMPACTED LAYER OF FREE DRAINING GRANULAR SUBBASE MATERIAL
DUMPSTER PAVING	8" CONC. SLAB ON GRADE REINF. W/6X6-W2.9XW2.9 MESH	COMPACTED GRANULAR BASE MATERIAL

MK.	SIZE	REINF.	REMARKS
F1	5'-0" x 5'-0" x 1'-2"	(4) # 5 F.W. BOTTOM	
F2	8'-0" x 3'-6" x 1'-0"	(4) #5 L.W. & (7) #5 S.W. BOT.	
F3	8'-0" x 7'-0" x 1'-2"	(7) #5 L.W. & (8) #5 S.W. BOT. #5 @ 12" O.C. F.W. TOP	
F4	5'-0" x 3'-6" x 1'-0"	(4) #5 L.W. & (5) #5 S.W. BOT.	



1 FOUNDATION PLAN-RETAIL 1B
S2.1 SCALE: 1/8" = 1'-0"



STRUCTURAL ENGINEER
GreenbergFarrow
1430 West Peachtree St. NW
Suite 200
Atlanta, GA 30309
T: 847 788 9200

Salem Gate
Market
RETAIL 1B

CONYERS, GEORGIA

FOUNDATION PLAN AND PLAN NOTES

Date	Drawn by	Sheet No.
10/16/20	C.Y.	S2.1
Project No.	20.062	(1)