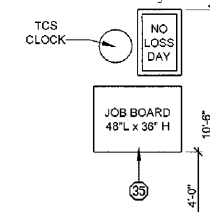
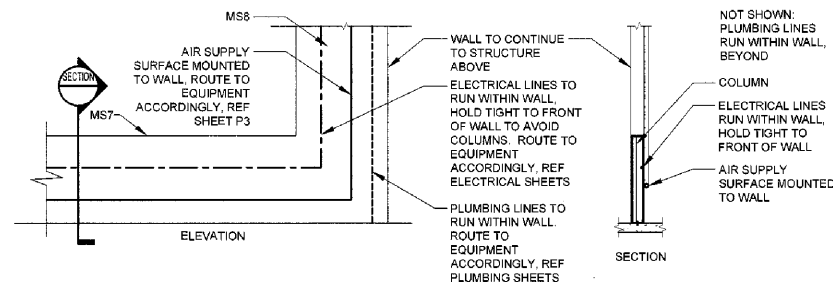


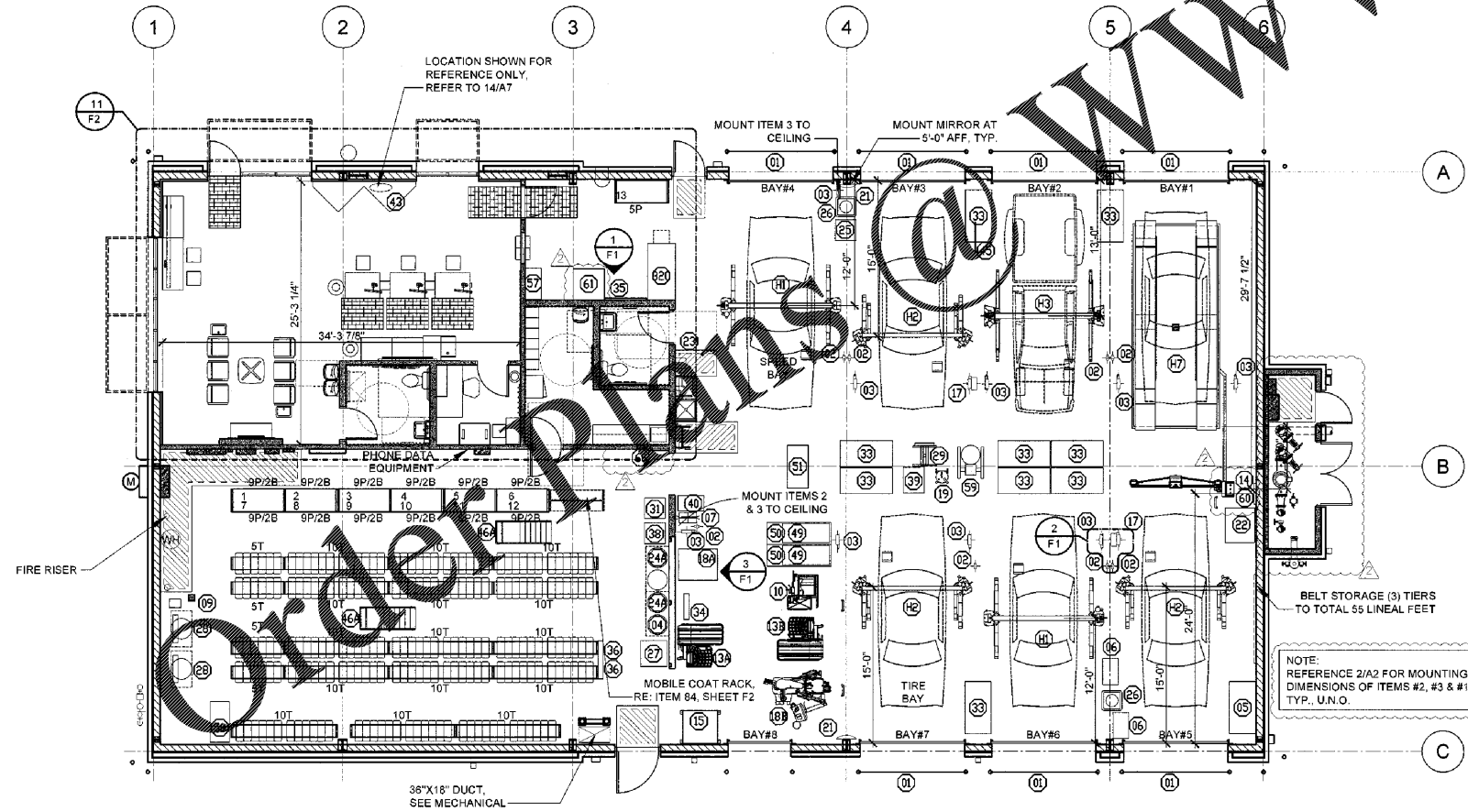
ELECTRICAL DEVICE LOCATIONS, TYP. SEE ELEC. DWGS



**1 INTERIOR ELEVATION**  
F1 SCALE: 1/4"=1'-0"



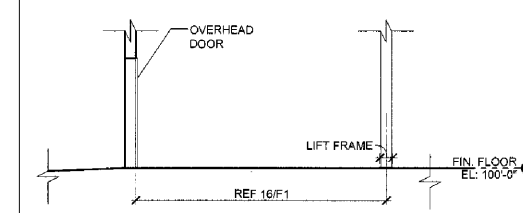
**3 MOUNTING DETAIL**  
F1 SCALE: 1/4"=1'-0"



**16 FIXTURE PLAN**  
F1 SCALE: 1/8"=1'-0"

**HOIST KEY**

- (H1) SP010 10,000 lbs. BSRO / ROTARY
- (H2) SP0A10 10,000 lbs. BSRO / ROTARY
- (H3) SP012 12,000 lbs. BSRO / ROTARY
- (H7) FLUSH-MOUNT SCISSOR LIFT (RX18) BSRO / HUNTER



NOTES:  
1) CONTRACTOR SHALL FIELD DETERMINE THE EXACT FINISH FLOOR ELEVATION AT THE HOIST. PER MANUFACTURERS RECOMMENDATION FLOOR SLOPE & JOIST LOCATIONS VARY.  
2) HOIST INSTALLER TO BE CERTIFIED BY THE MANUFACTURER.  
3) WHEEL SPOTTING DISH, REFER TO MANUFACTURERS RECOMMENDED INSTALLATION INSTRUCTIONS.

**INVENTORY COUNT**

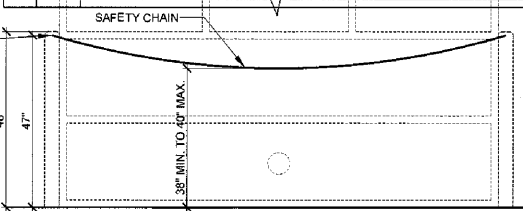
936 - UNITS/TIRES (5 TIERS OF TIRES)  
565 - LF PARTS

BUILDING AREAS	
SHOWROOM AREA	
SERV. AREA	3,210
INVENTORY AREA	400
ACCESSORY USE AREAS	100
FACADE LIFTS	0
TOTAL BUILDING	5,667

SHOP EQUIPMENT KEY:  
FURNISHED BY BSRO UNDO. ALL ITEMS INSTALLED BY G.C.  
REFER TO P3/P4/E2/E3/E4/E5 SHEETS FOR FURTHER REQUIREMENTS.

#	QTY	DESCRIPTION
01	7	SETS (BANNER/ BRACKETS/CHAIN) SEE 20/F1 & 15/A7
02	8	O.H. CORD REEL LIGHT
03	9	O.H. AIR HOSE REEL
04	1	USED OIL FILTER CONTAINER (MOBILE)
05	1	SERVICE BENCH
06	2	BRAKE TOOL STAND (MOBILE)
07	1	FLAT REPAIR STATION
09	1	AIR DRYER
10	1	BRAKE SHOP (INSTALLED BY HUNTER)
13A	1	ELECTRONIC WHEEL BALANCER (INST. BY HUNTER) GSP6700 ROAD FORCE
13B	1	ELECTRONIC WHEEL BALANCER (INST. BY HUNTER) GSP9200 NON-ROAD FORCE
14	1	WHEEL ALIGNMENT COMPUTER (FOR MTR INSTALLED BY HUNTER)
15	1	USED OIL TANK / BENCH
17	2	HEAVY DUTY CORBEL
18A	1	RIM CLAMP FIRE CHANGER
18B	1	TIRE SPANNER TCR1S REVOLUTION (INSTALLED BY HUNTER)
19	1	AS CADDIE (MOUNT AT 1 FOR TOX ALERT OVERRIDE NOTE AT MVS DESK)
21	2	WHEEL
22	1	BARBERACK
23	1	EYE WASH
24A	1	SPILL SKID 6'X26'X62"L
25	1	COOLANT FLUSH MACHINE (MOBILE)
26	2	USED OIL RECEPTOR (MOBILE)
27	1	USED TIRE CART (MOBILE)
28	2	5 HP COMPRESSOR
29	1	SHOP PRESS
31	1	ELECTRICAL SYSTEM TESTER (MOBILE)
32C	1	65" MVS DESK
33	9	MECHANIC'S TOOL CABINETS (MOBILE)
34	1	WHEEL WEIGHT RACK
35	1	JOB BOARD 48" LONG
36	2	1 OF EACH NUT & BOLT BIN
38	1	STRUT COMPRESSOR (MOBILE)
39	1	REFRIGERANT CHARGER (MOBILE)
40	1	TIRE TEST TANK
43	1	SATELLITE DISH - VENDOR SUPPLIED REFER 14/A7
45	1	TEAMMATE BANNERS (SUSPENDED FROM CEILING)
46A	2	6 TIER ROLLING LADDER
49	2	STACKABLE 2 TANK OIL SYSTEM
50	2	120/120 GALLON CONTAINMENT PAN
51	1	ECOBIX OIL RACK
57	1	LOCKABLE TOOL CABINET
58	1	SPEED SCRUB 2001E
59	1	PROCUIT WARTHOG RMS
60	2	MOP & BROOM HOLDER - MOUNT AT 72" AFF
61	1	APPRENTICE TOOL CART
H1	2	SP010 10,000 LBS. (SEE HOIST KEY)
H2	3	SP0A10 10,000 LBS. (SEE HOIST KEY)
H3	1	SP012 12,000 LBS. (SEE HOIST KEY)
H7	1	ALIGNMENT RACK IN RECESSED SLAB (SEE HOIST KEY)

GC TO PROVIDE AND INSTALL CLOSED EYE BOLT HOOKS TO BACK SIDE OF ALL BOLLARDS AT OVERHEAD DOORS



**20 SERVICE BAY SAFETY CHAIN**  
F1 SCALE: 1/2"=1'-0"

**SERVICE SAFETY CHAINS**


GC TO INSTALL A BSRO PROVIDED YELLOW PLASTIC CHAIN AT ALL OVERHEAD DOORS ON THE OUTSIDE OF BUILDING. GC TO FURNISH AND INSTALL 1" LONG AND 1/4" DIA. CLOSED EYE BOLT HOOK ON BOLLARDS AT EVERY OVERHEAD DOOR MOUNTED 47" AFF (1" BELOW TOP OF BOLLARD). MOUNT BETWEEN THE WALL AND BACK SIDE OF BOLLARD THROUGH 1/4" HOLE IN BOLLARD AND BOLTED ON THE INSIDE PRIOR TO FILLING BOLLARD WITH CONCRETE. GC TO FURNISH A SPRING LOADED SNAP HOOK ON BOTH ENDS OF THE CHAIN. GC TO CUT THE CHAIN TO LENGTH SO THAT CENTER HANGS BETWEEN 38" AND 40" AFF (ALMOST HORIZONTAL) SO THAT THE APPEARANCE IS CONSISTENT AT ALL DOOR OPENINGS. GC TO FURNISH AND INSTALL A 1" LONG AND 1/4" DIA. CLOSED EYE SCREW HOOK AT 30" AFF INTO THE WOOD BUCK ON THE DRIVER'S SIDE OF EVERY DOOR TO STORE THE LOOSE END OF THE CHAIN WITH THE SPRING LOADED SNAP HOOK. THIS ALLOWS THE OVERHEAD DOOR TO BE CLOSED AND STORED INSIDE THE BUILDING.

SGA Design Group, P.C.  
Mitchel R. Garrett, Architect  
Georgia Registration # R403362  
1457 South Boulder, Suite 150  
Tulsa, Oklahoma 74119-3600  
P: 918.587.8601  
F: 918.587.8601  
www.sga-designgroup.com



THE ACCEPTANCE OF THIS DRAWING IS LIMITED TO THE PROJECT AND SITE SPECIFICALLY IDENTIFIED HEREIN. THE ACCEPTANCE OF THIS DRAWING WILL BE VOID IF ANY FIELD CHANGES TO THE INTERESTS OF ANY OF THE CONTRACTORS AND AS A RESULT OF THE CHANGES TO THE DRAWING. THE CONTRACTOR SHALL BE RESPONSIBLE FOR THE ACCURACY OF THE INFORMATION AND AS A RESULT OF THE CHANGES TO THE DRAWING. THE CONTRACTOR SHALL BE RESPONSIBLE FOR THE ACCURACY OF THE INFORMATION AND AS A RESULT OF THE CHANGES TO THE DRAWING.

NEW FCAC STORE  
2020 I  
283 DAWSONVILLE HIGHWAY SW  
GAINESVILLE, GA 30501



ISSUE BLOCK	
11/02/20	REV #2
11/13/20	IFC

PROPERTY NO.: 180109  
6 DIGIT NO.: 908074  
4 DIGIT NO.: 78H3  
AOR PROJECT NUMBER: 1956B55  
TO PERMIT: DATE 04/08/20  
TO BID: DATE ###-##-##  
KMP

SHEET TITLE:  
FIXTURE PLAN & NOTES

SHEET NUMBER:  
**F1**