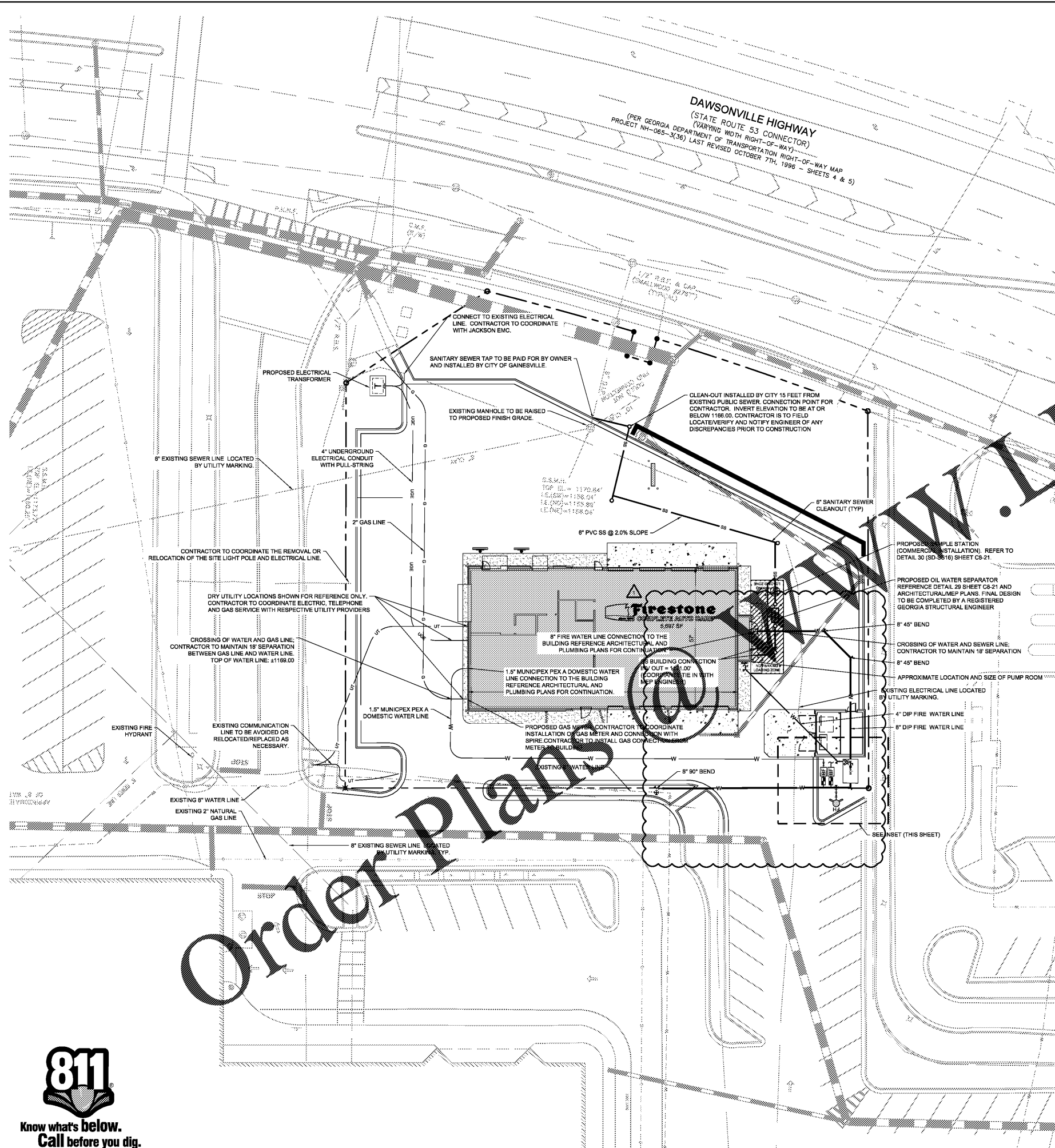
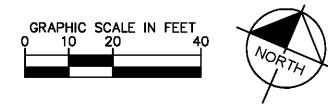
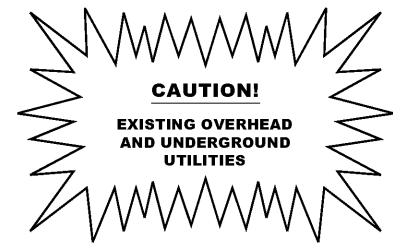
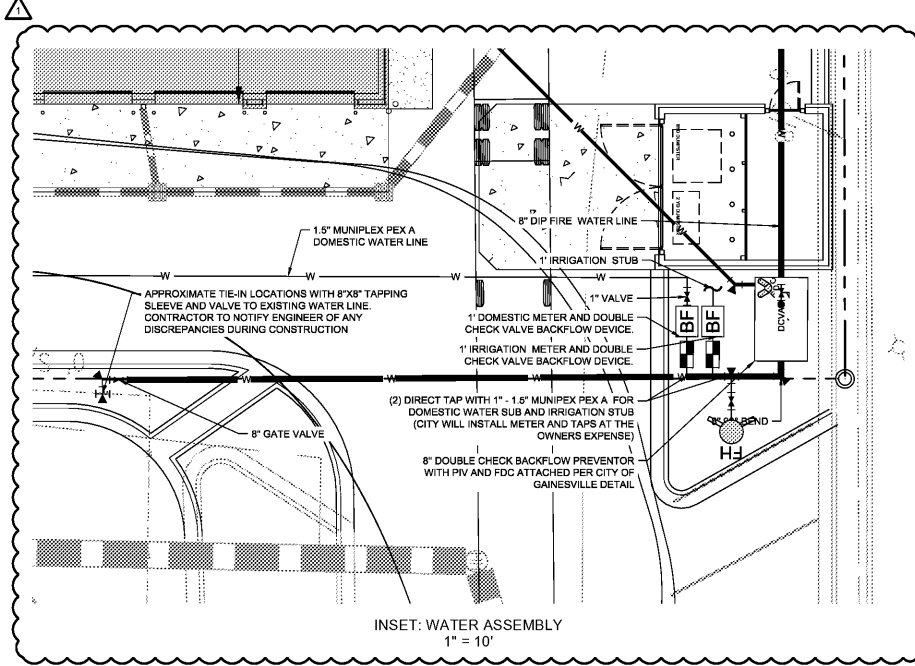


This document, together with the concepts and designs presented herein, is an instrument of service, intended only for the specific purpose and client for which it was prepared. Reuse of and improper reliance on this document without written authorization and adaptation by Kimley-Horn and Associates, Inc. shall be without liability to Kimley-Horn and Associates, Inc.



- UTILITY NOTES**
- CONTRACTOR RESPONSIBLE FOR VERIFYING EXISTING ELEVATIONS COMPARED TO THOSE SHOWN ON PLAN PRIOR TO GRADING. NOTIFY OWNER'S REPRESENTATIVE IF DISCREPANCIES ARE FOUND.
 - AREAS FOR CONSTRUCTION THAT REQUIRE DE-WATERING FOR EXCAVATION WILL BE DONE AT NO ADDITIONAL COST TO THE OWNER.
 - ALL WATER AND SEWER MATERIALS AND CONSTRUCTION SHALL BE IN COMPLIANCE WITH CITY OF GAINESVILLE WATER AND SOUTHWEST WATER UTILITIES STANDARD SPECIFICATIONS.
 - MAINTAIN MINIMUM 10 FEET HORIZONTAL SEPARATION BETWEEN WATER & SANITARY SEWER OR 18" VERTICAL SEPARATION AT CROSSING LOCATIONS.
 - REFER TO CITY OF GAINESVILLE WATER AND SOUTHWEST UTILITIES STANDARD SPECIFICATIONS FOR PIPE BEDDING REQUIREMENTS.
 - ALL WATER VALVES TO BE LOCATED OUTSIDE OF PAVED AREAS WHERE POSSIBLE.
 - THE CONTRACTOR SHALL PROVIDE A COMPLETE SET OF AS-BUILT DRAWINGS OF WATER & SANITARY SEWER CONSTRUCTION PRIOR TO THE ACCEPTANCE OF THE PUBLIC UTILITIES.
 - CONTRACTOR RESPONSIBLE FOR DISCONNECTING EXISTING WATER SERVICE LINES AT THE PUBLIC MAIN PER STANDARDS. PAVEMENT REPAIR SHALL BE DONE IN ACCORDANCE TO CITY OF GAINESVILLE WATER AND SOUTHWEST WATER UTILITIES STANDARD.
 - CONTRACTOR TO ENSURE SANITARY SEWER LINE SLOPES AT A MINIMUM OF 1.05%.
- FRANCHISE UTILITY NOTES**
- TELEPHONE UTILITY CONSTRUCTION SHALL COMPLY WITH LOCAL PROVIDER'S STANDARD SPECIFICATIONS.
 - UNDERGROUND ELECTRICAL INSTALLATION SHALL COMPLY WITH GEORGIA POWER STANDARD SPECIFICATIONS.
 - NATURAL GAS CONSTRUCTION & INSTALLATION SHALL COMPLY WITH LIBERTY UTILITIES STANDARD SPECIFICATIONS.
 - SEE COVER SHEET (C0-00) FOR FRANCHISE UTILITY CONTACT INFORMATION.
- EXISTING UTILITIES NOTE**
- CONTRACTOR SHALL VERIFY LOCATION OF ALL EXISTING UTILITIES AND NOTIFY ENGINEER IMMEDIATELY OF ANY DISCREPANCIES AND/OR CONFLICTS WITH EXISTING OR PROPOSED UTILITIES PRIOR TO PROCEEDING.
- VALVE NOTE**
- ALL VALVES SHALL BE INSTALLED IN CITY OF GAINESVILLE APPROVED VALVE BOX AND COVER. COVERS TO BE MARKED WITH "WATER"
- IRRIGATION METER NOTE**
- CONTRACTOR TO VERIFY IRRIGATION METER SIZE WITH IRRIGATION DESIGNER. CITY OF GAINESVILLE MUST APPROVE ANY CHANGE TO METER SIZE.
- OIL SEPARATOR**
- ALL OIL SEPARATORS SHALL BE MANUFACTURED AND INSTALLED PER SOUTHWEST WATER UTILITIES STANDARDS.
- CITY OF GAINESVILLE UTILITY NOTES**
- GAINESVILLE PUBLIC UTILITIES DEPARTMENT SHALL BE NOTIFIED 24 HOURS PRIOR TO ANY WATER OR SANITARY SEWER CONSTRUCTION OR REPAIRS. ONLY CONTRACTORS APPROVED BY GAINESVILLE PUBLIC UTILITIES DEPARTMENT WILL BE PERMITTED TO BEGIN CONSTRUCTION OR REPAIRS CONNECTED TO SAID WATER OR SANITARY SEWER MAINS. CALL ENGINEERING INSPECTOR'S OFFICE AT (770) 538-2407 PRIOR TO BEGINNING CONSTRUCTION.
- ALL WATER MAIN AND SANITARY SEWER MATERIALS AND WORKMANSHIP SHALL BE IN ACCORDANCE WITH THE CITY OF GAINESVILLE STANDARD SPECIFICATIONS FOR CONSTRUCTION OF WATER MAINS AND SANITARY SEWERS, LATEST EDITION.
- THE CONTRACTOR SHALL BE RESPONSIBLE FOR MAINTAINING A MARKED-UP SET OF DESIGN DRAWINGS SHOWING "AS-BUILT" CONDITIONS. THESE "RECORD DRAWINGS" SHALL BE MADE AVAILABLE TO THE DESIGNER AND/OR THE CITY INSPECTOR UPON REQUEST. THE MARK-UPS SHALL BE AT THE SITE AT ALL TIMES AND SHALL BE UTILIZED TO DEVELOP FINAL RECORD DRAWINGS. FINAL ACCEPTANCE OF WATER AND/OR SEWER MAIN CONSTRUCTION WILL NOT BE GRANTED UNTIL AS-BUILT DRAWINGS HAVE BEEN RECEIVED BY CITY OF GAINESVILLE PUBLIC UTILITIES ENGINEERING AND CONSTRUCTION OFFICE.



Kimley»Horn
214 OceanSide Drive, Nashville, TN 37204
Main: 615.564.2701 | www.kimley-horn.com
© 2020 Kimley-Horn and Associates, Inc.

Firestone
COMPLETE AUTO CARE

283 DAWSONVILLE HIGHWAY SW
GAINESVILLE, GA 30501

GEORGIA PROFESSIONAL ENGINEER
ALEXANDER HENNEY
10/09/2020

NO.	DATE	BY	REVISIONS
1	10/09/2020	SPJ	PUMP ROOM ADDITION
2			
3			
4			
5			
6			
7			
8			
9			
10			

DESIGNED BY: SAHNERA
DRAWN BY: SAHNERA
CHECKED BY: SAHNERA
DATE: 10/09/2020
KIMLEY-HORN PROJECT NO: 017059036

UTILITY PLAN - OVERALL
SHEET NUMBER
C6-00

