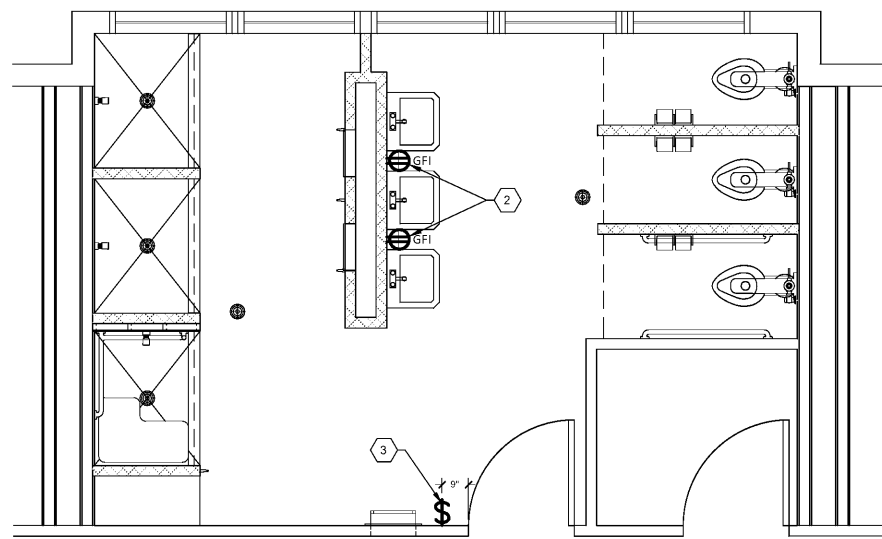
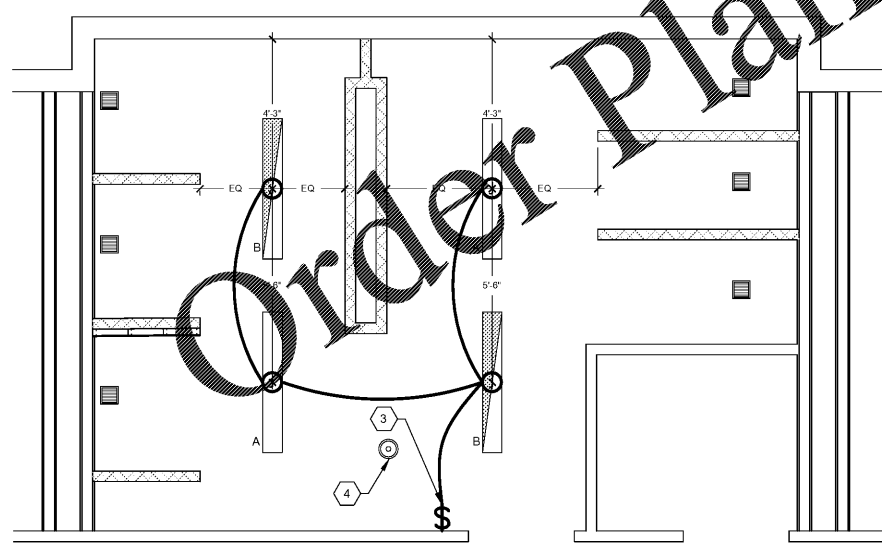


1 EXISTING BATHROOM 150 FLOOR PLAN - BUILDING A
SCALE: 1/2" = 1'-0"

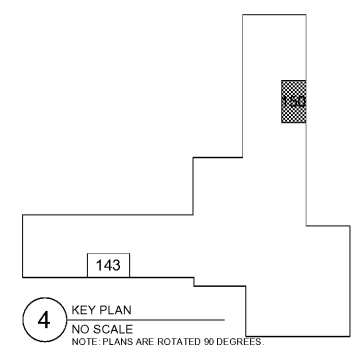


2 NEW BATHROOM 150 FLOOR PLAN - BUILDING A
SCALE: 1/2" = 1'-0"



3 NEW BATHROOM 150 CEILING PLAN - BUILDING A
SCALE: 1/2" = 1'-0"

LUMINAIRE SCHEDULE							
TYPE	MANUFACTURER	DESCRIPTION	LAMP TYPE	VOLTAGE	OUTPUT LUMENS	INPUT WATTS	LOCATION
A	COOPER LIGHTING	4' X 6' SURFACE MOUNTED LED VAPORTIGHT FIXTURE, UL WET LOCATION LISTED METALUX #4VT3-LD5-8-W-UNV-L835-CD1-U	LED	UNV	8000 LM	67 W	RESTROOMS
B	COOPER LIGHTING	SAME AS TYPE 'A' EXCEPT WITH EMERGENCY BATTERY PACK METALUX #4VT3-LD5-8-W-UNV-EL14W-L835-CD1-U	LED	UNV	8000 LM	67 W	RESTROOMS



GENERAL NOTES

- REFER TO E001 FOR ELECTRICAL GENERAL NOTES, ABBREVIATIONS, & LEGEND.
- THESE DRAWINGS SHOW THE INTENT OF THE DEMOLITION AND THE NEW CIRCUITING DESIGN FOR THE AREAS INDICATED. IT IS THE ELECTRICAL CONTRACTOR'S RESPONSIBILITY TO FOLLOW THIS INTENT WHILE ADAPTING TO THE EXISTING CONDITIONS FOUND IN THE FIELD.
- DURING EACH PHASE OF CONSTRUCTION, THE ELECTRICAL CONTRACTOR SHALL TAKE CARE TO MAINTAIN CONTINUITY TO ALL CIRCUITS NOT PART OF THE PHASE INDICATED OR THE FINAL CONSTRUCTION.
- IF OUTAGES ARE REQUIRED IN AREAS NOT BEING RENOVATED, THE CONTRACTOR SHALL COORDINATE WITH THE CONTRACTING OFFICER AND PROVIDE AT LEAST 24 HOUR NOTICE BEFORE THE OUTAGE TAKES PLACE.
- SHOULD AN UNPLANNED OUTAGE OCCUR, RESTORING POWER WILL BE THE PRIORITY.
- CARE MUST BE TAKEN TO MAINTAIN EMERGENCY LIGHTING AND/OR SYSTEMS ARE MAINTAINED THROUGHOUT CONSTRUCTION.
- ELECTRICAL CONTRACTOR SHALL PROVIDE UPDATED PANEL DIRECTORIES FOR ALL PANELS AFFECTED DURING CONSTRUCTION.
- ELECTRICAL CONTRACTOR SHALL CIRCUIT ELECTRICAL DEVICES TO SPARE CIRCUIT BREAKERS & CIRCUITS THAT BECOME AVAILABLE DURING DEMOLITION.
- ALL WIRING TO BE DONE WITH COPPER WIRE UNLESS OTHERWISE NOTED.

KEYED NOTES

- DISCONNECT AND REMOVE EXISTING ELECTRICAL DEVICE. PULLBACK ALL CONDUCTORS TO THE NEAREST JUNCTION BOX. MODIFY EXISTING WIRING TO MAINTAIN CONTINUITY OF ANY ADJACENT DEVICES AS REQUIRED. COORDINATE REMOVAL OF DEVICES WITH OWNER PRIOR TO REMOVAL.
- INSTALL NEW GFCI DUPLEX RECEPTACLE AND REUSE EXISTING CIRCUIT. PROVIDE NEW CONDUITS AND CONDUCTORS AS REQUIRED TO COMPLETE INSTALLATION. COORDINATE FINAL LOCATION OF RECEPTACLES WITH OWNER PRIOR TO INSTALLATION.
- INSTALL NEW WALL MOUNTED TOGGLE SWITCH AND CIRCUIT TO NEW 6" X 4' LED LIGHTING FIXTURES AS SHOWN ON LIGHTING PLAN. REUSE EXISTING LIGHTING CIRCUIT AND PROVIDE NEW CONDUITS AND CONDUCTORS AS REQUIRED TO COMPLETE INSTALLATION. PROVIDE A JB FOR EACH FIXTURE.
- EXISTING SPEAKER SHALL BE DISCONNECTED AND REMOVED DURING DEMOLITION AND RECONNECTED AFTER CONSTRUCTION. ELECTRICAL CONTRACTOR SHALL STORE AND PROTECT SPEAKER IN A SECURE LOCATION DURING CONSTRUCTION. ENSURE DEVICE IS IN GOOD WORKING CONDITION AFTER REINSTALLATION.
- DISCONNECT AND REMOVE EXISTING EXHAUST FAN. MODIFY EXISTING WIRING TO MAINTAIN CONTINUITY OF ANY ADJACENT DEVICES AS REQUIRED. INSTALL NEW ROOF MOUNTED EXHAUST FAN AS SPECIFIED IN MECHANICAL DRAWINGS AND CONNECT TO EXISTING CIRCUIT. PROVIDE CONDUIT AND WIRING AS REQUIRED FOR COMPLETE REINSTALLATION.
- EXISTING FIRE ALARM DEVICE(S) SHALL REMAIN AND BE PROTECTED DURING CONSTRUCTION.



1224 Royal Dr. Phone: (770) 483-9592
Suite 100 Fax: (770) 483-8082
Covington, GA 30004 http://www.raymondinc.com

METRO TRANSITION CENTER BATHROOM RENOVATIONS
BUILDING A & C



GA DEPARTMENT OF CORRECTIONS
300 PATROL DRIVE
PO BOX 1529
FORSYTH, GA 31029



CERTIFICATIONS

CONSULTANT

DATE	NO.	DESCRIPTION

REVISIONS

DATE	NO.	DESCRIPTION
10/22/20	1	FOR CONSTRUCTION

RELEASES

COPYRIGHT ©2019 RAYMOND ENGINEERING, INC. ALL RIGHTS RESERVED. THIS DRAWING AND ITS REPRODUCTIONS ARE THE PROPERTY OF RAYMOND ENGINEERING, INC. & MAY NOT BE REPRODUCED, PUBLISHED, OR USED IN ANY WAY WITHOUT THE PERMISSION OF RAYMOND ENGINEERING, INC. RETURN PRINTS TO RAYMOND ENGINEERING, INC. UPON COMPLETION OF USE FOR WHICH THEY WERE ISSUED.

PROJECT NO.:	1080.022
DESIGN BY:	AL
DRAWN BY:	AL
CHECKED BY:	EB

BATHROOM 150 PLANS - BUILDING A

E102