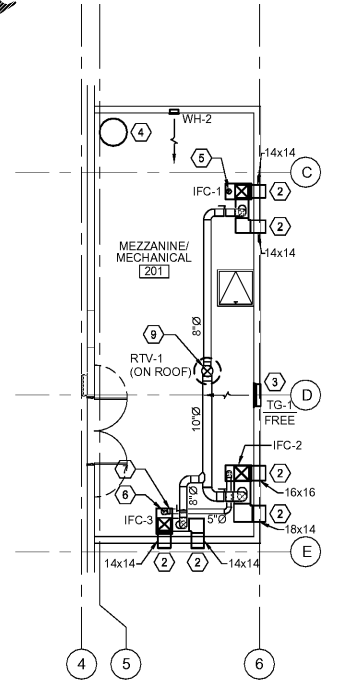


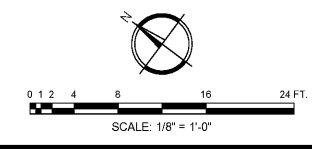
1 HVAC PLAN
M-101 SCALE: 1/8" = 1'-0"

HVAC CONSTRUCTION NOTES:

- 1 - SEE 2/M-101 FOR CONTINUATION.
- 2 - SEE 1/M-101 FOR CONTINUATION.
- 3 - (2) 24x16 COMBUSTION AIR OPENINGS, ONE 12" BELOW THE TOP OF THE STRUCTURE, ONE 12" ABOVE FLOOR.
- 4 - PROVIDE CONCENTRIC VENTING UP THROUGH ROOF PER MANUFACTURERS RECOMMENDATIONS FOR NEW WATER HEATER VENTS. SEE PLUMBING DRAWINGS FOR MAKE AND MODEL.
- 5 - 5"Ø TYPE B DOUBLE WALL VENT UP THROUGH ROOF TO ROOF CAP.
- 6 - 5"Ø TYPE B DOUBLE WALL VENT UP FROM IFC-3 TO 7"Ø TYPE B DOUBLE WALL COMMON VENT. UP THROUGH ROOF TO ROOF CAP.
- 7 - 5"Ø TYPE B DOUBLE WALL VENT CONNECTOR FROM IFC-3 TO 7"Ø TYPE B DOUBLE WALL COMMON VENT.
- 8 - 4"Ø TYPE B DOUBLE WALL VENT UP THROUGH ROOF TO ROOF CAP.
- 9 - 4"Ø TYPE B DOUBLE WALL VENT UP THROUGH ROOF TO RTV-1 ON ROOF.
- 10 - INSTALL FIRE SUPPRESSION EQUIPMENT FOR KH-1 IN CABINET. SEE ARCH. DRAWINGS.




2 MEZZANINE HVAC PLAN
M-101 SCALE: 1/8" = 1'-0"



JLA
Since 1980
Architects • Engineers • Landscape Architects
JOHNSON, LASCHOBER & ASSOCIATES, P.C.
AUGUSTA, GA • MT. PLEASANT, SC
TEL (706) 724-5756 • TEL (843) 619-4656
FAX (706) 724-3955
WWW.THEJLAGROUP.COM

CLIENT: CITY OF NORTH AUGUSTA, SC
100 GEORGIA AVENUE, NORTH AUGUSTA, SC 29841
PROJECT NAME: NORTH AUGUSTA FIRE STATION 1 RELOCATION
PROJECT LOCATION: 311 W. MARTINTOWN ROAD, NORTH AUGUSTA, SC 29841



REV	DATE	BY	DESCRIPTION
0	10/08/20	CVW	ISSUED FOR BID

PROJECT NO. 3057.2003
DRAWN BY: MNB
CHECKED BY: CVW
DATE: 10/08/2020

SHEET TITLE:
HVAC PLANS
SCALE: AS NOTED
DRAWING NO. **M-101** REV. **0**

Stewart - Cooper - Newell Architects
704.865.6311
www.scn-architects.com

Order Plans