

FINISH SCHEDULE: SEE FINISH NOTES IN THE NEXT PAGE (A-602).

PORCELAIN FLOOR TILE (NOTED AS PFT-)

- PFT-1** DAL TILE COLORBODY PORCELAIN - ANCHORAGE AC06 LIGHT GREY - UNPOLISHED, 12"x24" TILE (TOILET FLOORS)
- PFT-2** DAL TILE COLORBODY PORCELAIN - HAUT MONDE, 2"x2" MOSAIC TILES GLITTERATI GRANITE HM03 - UNPOLISHED (SHOWER FLOORS ONLY)

LUXURY VINYL TILE (NOTED AS LVT-) 30 mil

- LVT-1** SHAW, VERTICAL LAYERS, UNVEIL (0601V), GRIT (01530), 9"x36" (FIELD)
- LVT-2** SHAW, VERTICAL LAYERS, UNVEIL (0601V), TARNISH (01585), 9"x36" (ACCENT)

CARPET TILE (NOTED AS CPT)

- CPT** SHAW, COLOR AT WORK (5T110), SILVER CHARCOAL (07518), 9"x36" INSTALLATION METHOD: ASHLAR, SEE ORIENTATION IN THE PLAN.

RESILIENT BASE (NOTED AS RB-)

- RB** TARKETT 6" RUBBER WALL BASE WITH TOE, 178 IRONSTONE. SHOULD WRAP AROUND THE CORNER GUARDS.

FIBER REINFORCED POLYMER WALL PANELS (NOTED AS FRP)

- FRP** PROVIDE STANDARD LINE OF SURFACE TEXTURE & COLORS TO BE SELECTED BY THE OWNER DURING CONSTRUCTION SUBMITTAL.

PAINTS (NOTED AS PT-) SHERWIN WILLIAMS

- PT-1** SW 7023 REQUISITE GRAY, EGGSHELL FINISH (FIELD WALL)
- PT-2** SW 7025 BACKDROP, EGGSHELL FINISH (ACCENT WALL)
- PT-3** SW 7023 REQUISITE GRAY, EPOXY SEMI-GLOSS FINISH (BAY & SUPPORT WALLS)
- PT-4** SW 7025 BACKDROP, EPOXY SEMI-GLOSS FINISH (BAY ACCENT WALL, 4/A-601)
- PT-5** SW 7069 IRON ORE, EPOXY SEMI-GLOSS FINISH (BAY WALL BASE, SEE 4/A-601)
- PT-6** SW 7100 ARCADE WHITE, FLAT FINISH (GYP. BOARD CEILING) SEE CLG-4.
- PT-7** SW 6328 FIREWEED, EPOXY SEMI-GLOSS FINISH (FOR STEEL BOLLARDS, LADDER & PLATFORM IN THE MEZZANINE), PRE-PRIME WITH SHERWIN WILLIAMS SHOPCOAT PRIMER (RED OXIDE E61RC21).

HOLLOW METAL DOORS & FRAMES COLOR (Interior Only)

- HMDP** SW 7505 MANOR HOUSE, EPOXY PAINT IN SEMI-GLOSS FINISH. (SEE A-201 FOR EXTERIOR PAINT COLOR)

CEILING FINISHES (NOTED AS CLG-)

- CLG-1** ARMSTRONG FINE FISSURED-1732 ANGLED TEGULAR, WHITE CEILING TILES WITH 1/8" PRELUDE XL SUSPENSION SYSTEM IN WH3G COLOR, 24"x24"x5/8" THK.
- CLG-2** ARMSTRONG CLEAN ROOM VL-868, 24"x24"x5/8" THK. LAY-IN CEILING TILES WITH 1/8" PRELUDE SUSPENSION SYSTEM, WHITE.
- CLG-3** SAME AS CLG-2 PLUS 5.5" FACED SOUND ATTENUATION FIBERGLASS BATT INSULATION, FOR ALL TOILETS & SHOWER STALLS, OTHER THAN TOILET-111.
- CLG-4** 1/2" THK. GYPSUM BOARD, PAINT WITH PT-6 (U.N.O. IN RCP)
- CLG-5** SAME AS CLG-4 PLUS 5.5" FACED SOUND ATTENUATION FIBERGLASS BATT INSULATION, FOR ALL BUNK ROOMS.
- CLG-6** OPEN CEILING, PAINT EXPOSED CEILING STRUCTURE WITH SW PRO INDUSTRIAL WATERBORNE ACRYLIC DRYFLAK PAINT, WHITE SEMI-GLOSS FINISH (USE BLACK COLOR IN APPARATUS BAYS, INCLUDE ALL CABLES, CHAINS, CHANNELS, STRAPS, HANGERS, DUCT WORKS, & CONDUIT OTHER THAN SPRINKLER FIRE LINES WHICH IS RED), SEE NOTE #10 IN SHEET A-602 FOR PRIMER & MORE INFO.

COUNTERTOP FINISHES (NOTED AS CTR-)

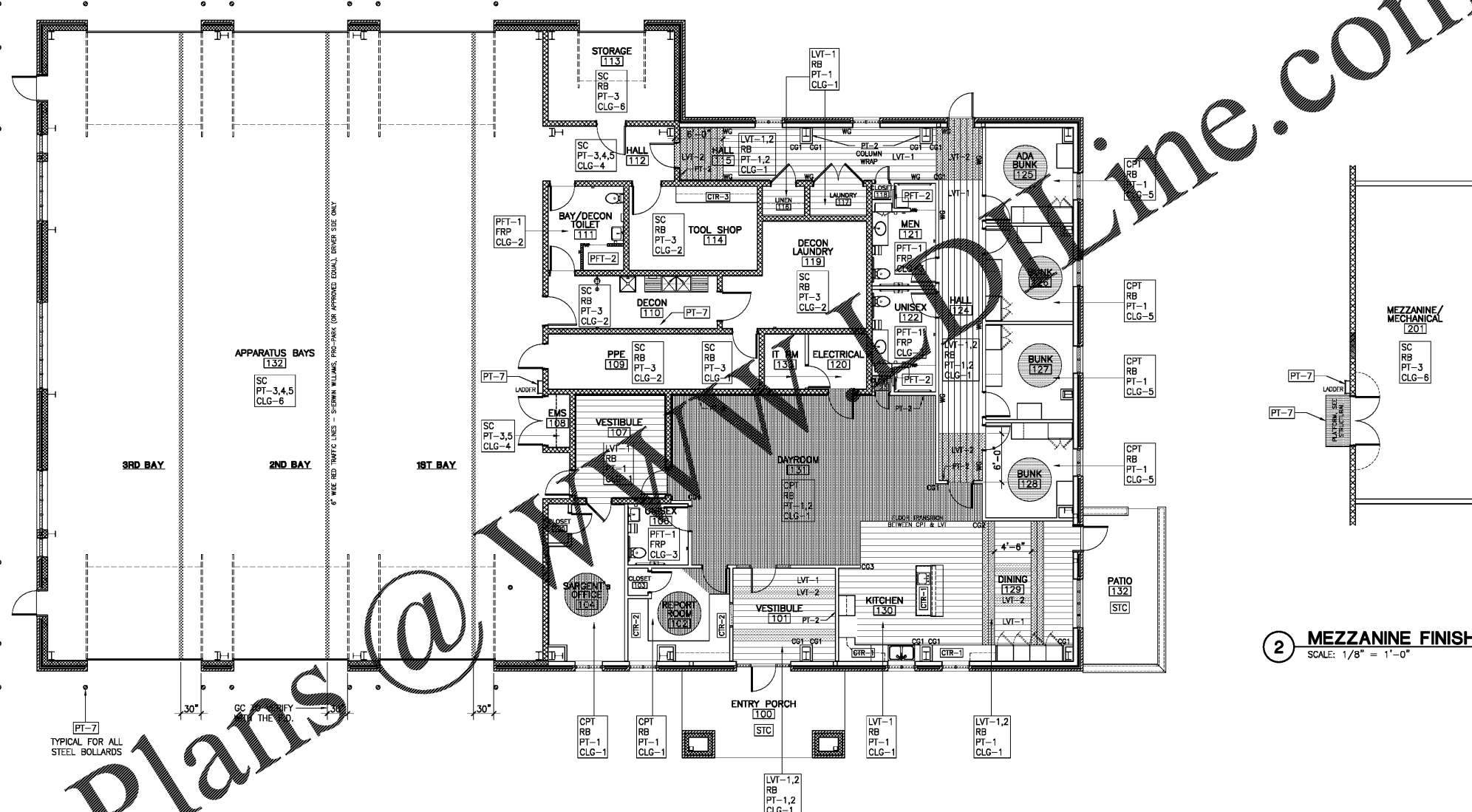
- CTR-1** SOLID SURFACE COUNTERTOP (19mm THICK) WITH SEMI-BULLNOSE EDGE BASIS OF DESIGN: LG H-MACS, COLOR: G223-R MAUI QUARTZ. (FOR KITCHEN COUNTERTOPS & TOILET VANITY TOP).
- CTR-2** WILSONART PREMIUM LAMINATE - WITH BULL NOSE COUNTER EDGE (ALL CASEWORK DESK) - COLOR: TBD - SUBMIT FULL STANDARD COLORS FOR THE FINAL SELECTION OF THE ARCHITECT/OWNER.
- CTR-3** SOLID WOOD BUTCHER BLOCK WITH 2 COATS OF WOOD SEALER (FOR TOOL SHOP ROOM-114 ONLY)

CORNER & WALL GUARDS (NOTED AS CG- & WG-)

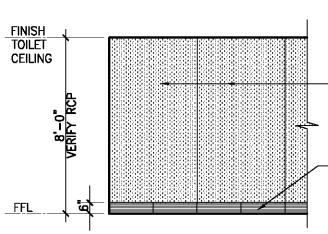
- CG-1** FLUSH MOUNTED CORNER GUARD, NON-RATED, INPRO 150F OR PAWLING CGT-7, COLOR TO BE SELECTED DURING CONSTRUCTION FROM THE FULL RANGE OF MANUFACTURER'S COLORS, SEE 1/A-602 DETAIL.
- CG-2** FLUSH MOUNTED CORNER GUARD, 1HR. FIRE-RATED, INPRO 150FR1 OR PAWLING CGT-7, COLOR TO BE SELECTED DURING CONSTRUCTION FROM THE FULL RANGE OF MANUFACTURER'S COLORS, SEE 2/A-602 DETAIL.
- CG-3** FLUSH MOUNTED END WALL GUARD, INPRO 140D OR PAWLING CGT-8BB, COLOR TO BE SELECTED DURING CONSTRUCTION FROM THE FULL RANGE OF MANUFACTURER'S COLORS, SEE 3/A-602 DETAIL.
- WG** SURFACE MOUNTED WALL GUARD, INPRO 160R OR PAWLING WGS-6, PROVIDE ALL NECESSARY COMPONENTS (END CAP, INSIDE & OUTSIDE CORNERS, ETC.) COLOR TO BE SELECTED DURING CONSTRUCTION FROM THE FULL RANGE OF MANUFACTURER'S COLORS, SEE 4/A-602 DETAIL.

MISCELLANEOUS FINISH

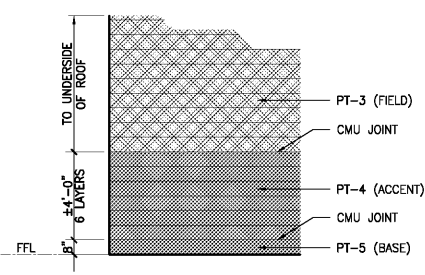
- SC** SEALED CONCRETE WITH 2 COATS OF CONCRETE SEALER TOPCOAT.
- STC** STAINED CONCRETE, H&C COLORTOP WATER BASED SOLID COLOR CONCRETE STAIN (by Sherwin Williams), APPLY 2-COATS, COLOR: SANDSTONE, UPC#: 03577228975 (ENTRY PORCH-100 & PATIO-132)
- SSS** STAINLESS STEEL BACK SPLASH @ KITCHEN, TYPE 304 WITH #4 SATIN FINISH, TO BE LAMINATED WITH 1/2" HIGH DENSITY PLYWOOD BACKING.
- WSF** WOOD STAIN FINISH, FOR ALL INTERIOR WINDOW WOOD SILL & OTHER WOOD MOLDINGS, COLOR TO MATCH INTERIOR WOOD DOOR COLOR.



1 FLOOR FINISH PLAN
SCALE: 1/8" = 1'-0"



3 TYP. TOILET/SHOWER WALL ELEVATION
SCALE: 1/4" = 1'-0"

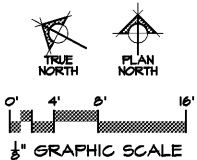


4 APPARATUS BAY WALL ELEVATION
SCALE: 1/4" = 1'-0"

2 MEZZANINE FINISH PLAN
SCALE: 1/8" = 1'-0"

NOTE: SEE SHEET A-201 FOR THE EXTERIOR FINISHES.

GENERAL NOTES:
ALL NOTES APPLY TO ALL DRAWINGS AND ALL TRADES. IT IS THE RESPONSIBILITY OF ALL CONTRACTORS AND TRADES TO COORDINATE THE INSTALLATION OF THEIR WORK WITH THE INSTALLATION OF WORK BY ALL OTHER CONTRACTORS AND TRADES. THE REQUIREMENTS OF THE DRAWINGS, GENERAL REQUIREMENTS AND ALL ITEMS OF THE CONTRACT DOCUMENTS ARE EQUALLY BINDING ON ALL CONTRACTORS AND TRADES. EACH CONTRACTOR IS REQUIRED TO MAINTAIN FULL SETS OF THE CONTRACT DOCUMENTS FOR HIS EMPLOYEES USE ON THE PROJECT TO ASSURE THAT ALL WORK IS PROPERLY COORDINATED AND INSTALLED WITH THE WORK OF OTHER CONTRACTORS AND TRADES.
WHENEVER THERE ARE DISCREPANCIES BETWEEN DRAWINGS OR BETWEEN THE DRAWINGS AND SPECIFICATIONS, OR CONFLICTS WITHIN THE SPECIFICATIONS AND/OR DRAWINGS, AND SUCH DISCREPANCY IS NOT CALLED TO THE ARCHITECT'S ATTENTION IN TIME TO PERMIT CLARIFICATION BY ADDENDUM, THE CONTRACTOR SHALL BASE HIS BID UPON PROVIDING THE BETTER QUALITY OR GREATER QUANTITY OR MATERIAL CALLED FOR. SHALL SUBMIT A WRITTEN STATEMENT WITH HIS PROPOSAL NOTING SUCH DISCREPANCIES, AND SHALL SO FURNISH AND INSTALL SUCH BETTER QUALITY OR GREATER QUANTITY UNLESS OTHERWISE ORDERED IN WRITING.



Stewart - Cooper - Newell Architects
Tel. 704.865.6311
www.scn-architects.com

JJA
Since 1980
Architects • Engineers • Landscape Architects
JOHNSON, LASCHNER & ASSOCIATES, P.C.
AUGUSTA, GA • MT. PLEASANT, SC
TEL (706) 724-5756 • TEL (843) 619-4656
FAX (706) 724-3955
WWW.THEJLAGROUP.COM

CITY OF NORTH AUGUSTA, SC
100 GEORGIA AVENUE, NORTH AUGUSTA, SC 29841
PROJECT NAME:
NORTH AUGUSTA FIRE STATION 1 RELOCATION
PROJECT LOCATION:
3111 W. MARTINTOWN ROAD, NORTH AUGUSTA, SC 29841

STEWART-COOPER-NEWELL ARCHITECTS, P.A.
REGISTERED ARCHITECTS
CERT. NO. C-82008
GASTONIA, NC
KENNETH CHARLES NEWELL
GASTONIA, NC 04827
REGISTERED ARCHITECT

REV	DATE	BY	ISSUED FOR	DESCRIPTION
0	10/08/20	KCN	BY	

PROJECT NO. 3057.2003 (1676)
DRAWN BY: GYS / GEC
CHECKED BY: KCN
DATE: 10/08/2020
SHEET TITLE:
FLOOR FINISH PLAN, SCHEDULE OF FINISHES, NOTES and DETAILS.
SCALE: AS NOTED
DRAWING NO. **A-601** REV. **0**

This document is the property of Johnson, Laschner & Associates, P.C. The unauthorized reproduction, copying or otherwise use of this document is strictly prohibited and any infringement thereupon may be subject to legal action.