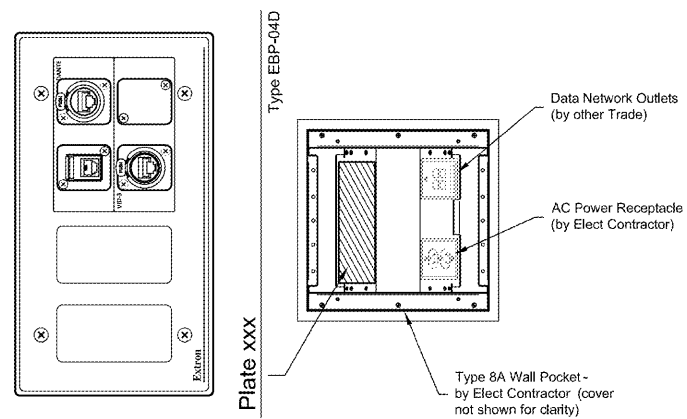


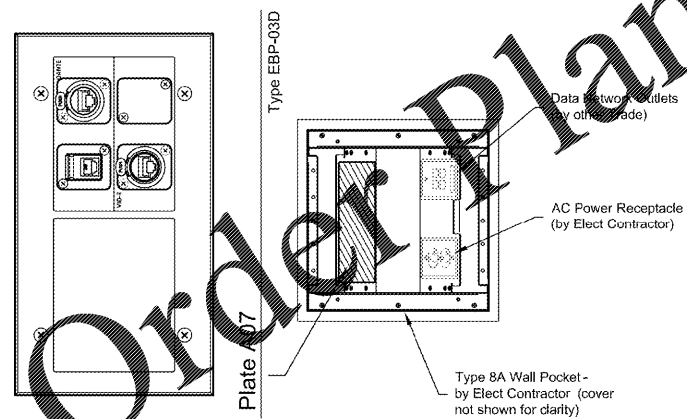
Pocket 1-AG6 (Plate A06)

Wall Pocket Type 8B



Pocket 0-XX0

Wall Pocket Type 8A



Pocket 1-AG7

Wall Pocket Type 8A

3 PLATE LAYOUTS - WALL POCKETS (SYS A)

Scale: 6" = 1'-0"

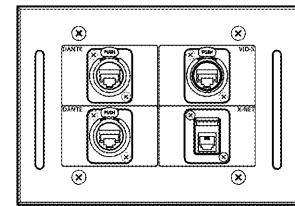


Plate A07

Type EBP-05C

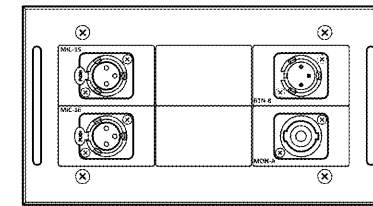


Plate A21

Type EBP-05D

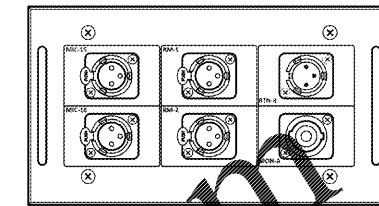


Plate A22

Type EBP-05D

2 PLATE LAYOUTS - ELECTRICAL BOXES (SYS A)

Scale: 6" = 1'-0"

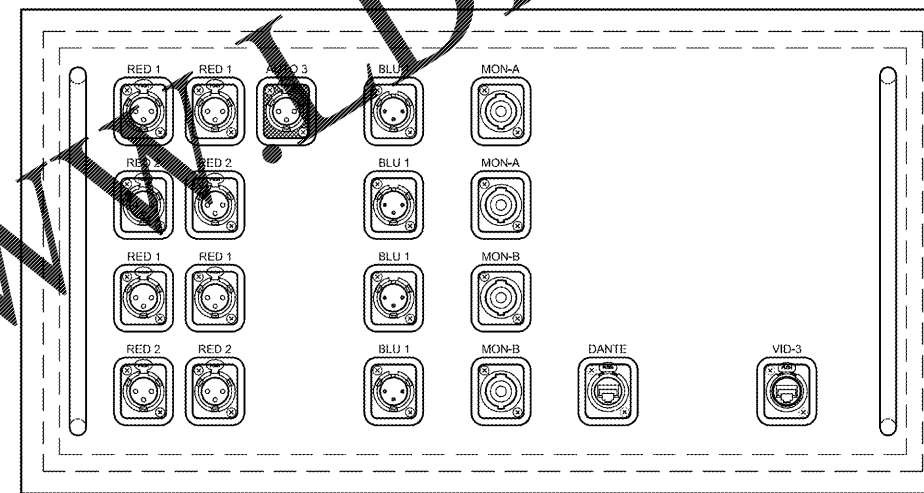


Plate A04

Type JBP-01 (10 x 20)

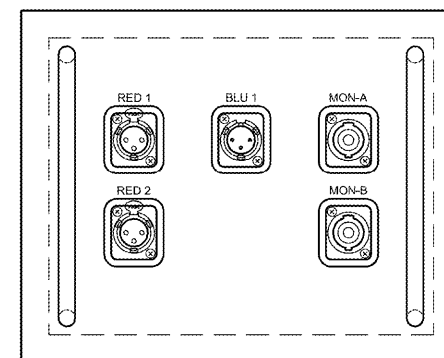


Plate A01

Type JBP-01 (8 x 10)

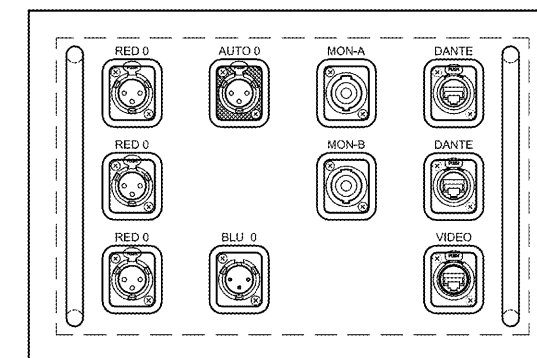


Plate A02 & A03

Type JBP-01 (8 x 12)

1 PLATE LAYOUTS - JUNCTION BOXES (SYS A)

Scale: 6" = 1'-0"



HILLSBOROUGH COUNTY  
NEW TAMPA PERFORMING ARTS  
CENTER  
8550 HUNTERS VILLAGE RD.  
TAMPA FL, 33647

THIS DESIGN AND DRAWING IS THE SOLE PROPERTY OF FLEISCHMANGARCIA. NO PART OF THIS WORK MAY BE REPRODUCED WITHOUT PRIOR WRITTEN PERMISSION FROM FLEISCHMANGARCIA.

CERTIFY TO THE BEST OF MY KNOWLEDGE THAT THESE DRAWINGS COMPLY WITH ALL RELEVANT BUILDING CODES.

PERMIT SET

FGA PROJECT NUMBER  
19048

ISSUE DATE  
04-15-2020

NO	DATE	NOTES

SHEET NAME

A/V SYSTEMS -  
SYS-A / PLATES

SHEET NUMBER  
AV1.06