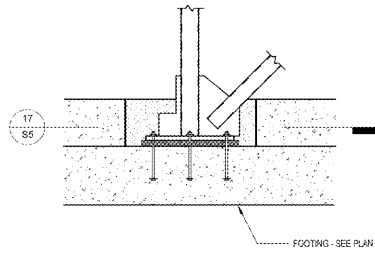
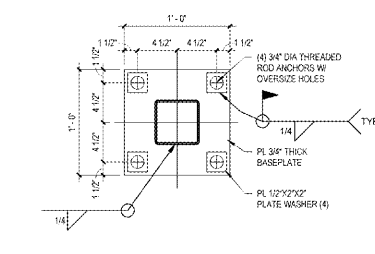
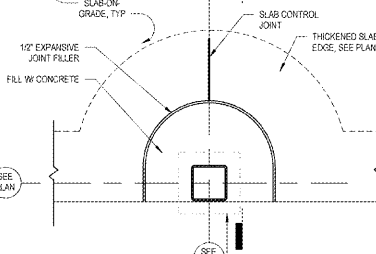
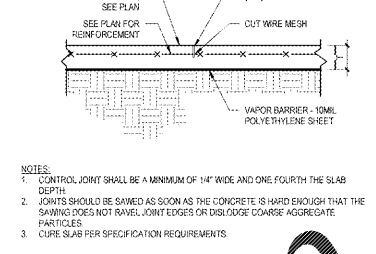
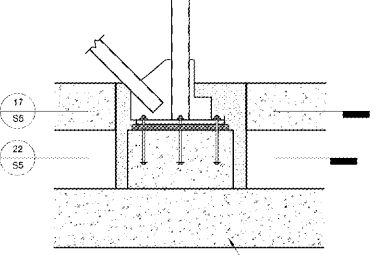
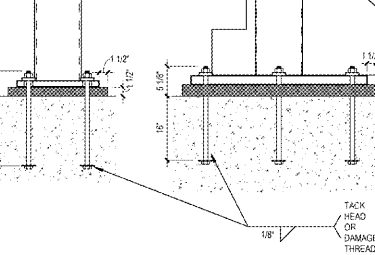
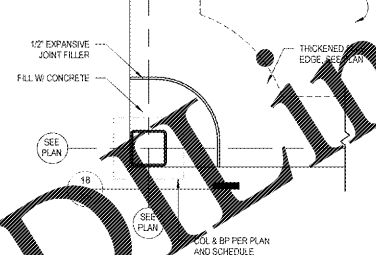
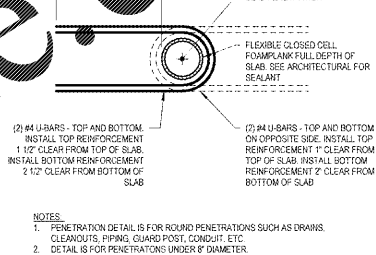
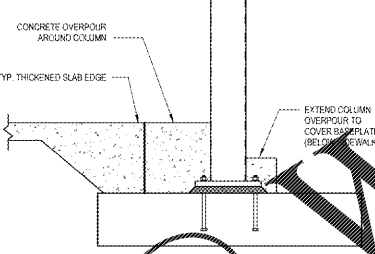
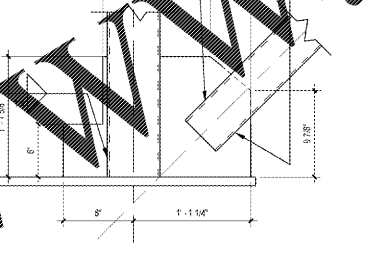
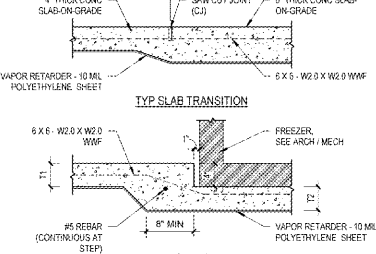
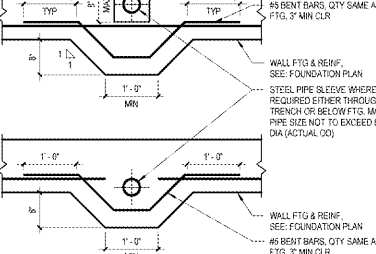
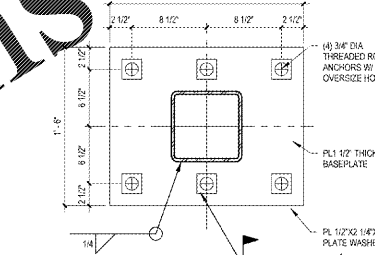
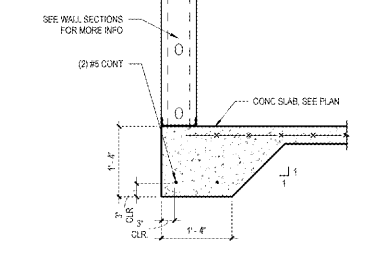
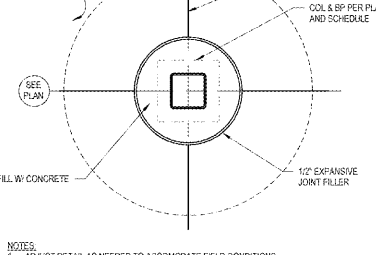
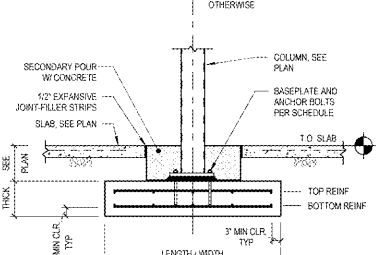
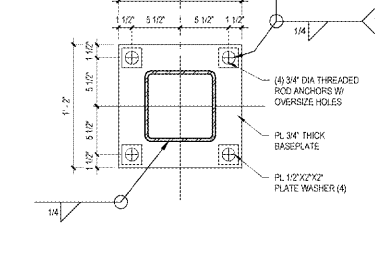
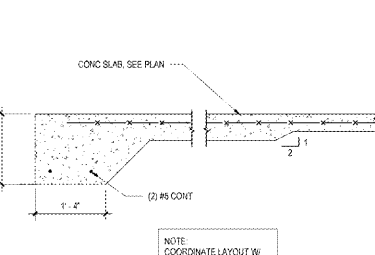
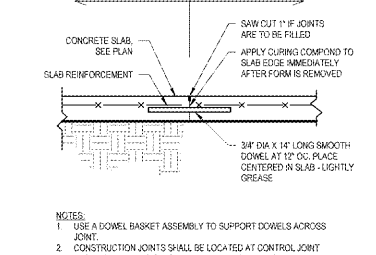
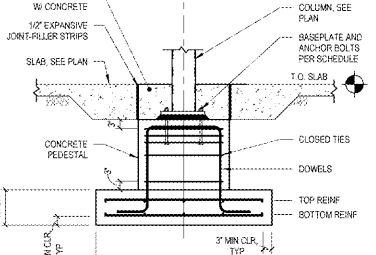
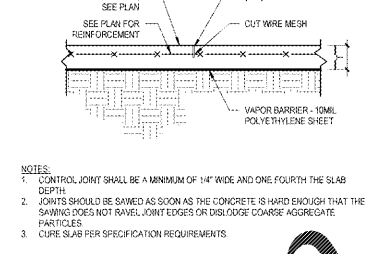
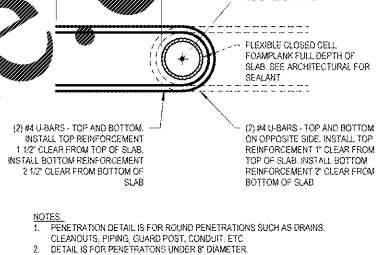
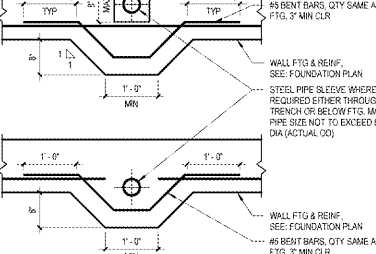
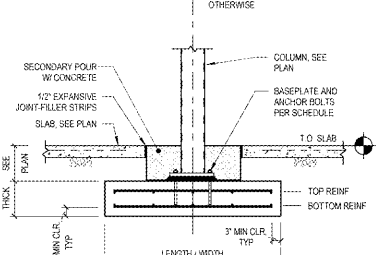
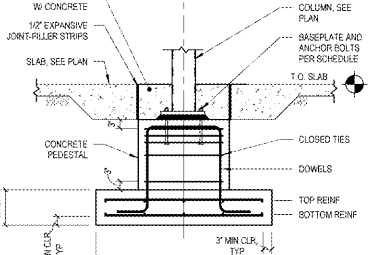


Order Plans @ [www.lldline.com](http://www.lldline.com)

 <p><b>20</b> COLUMN AT BRACE DETAIL WITHOUT PIER SS 12" x 1'-0"</p>	 <p><b>15</b> BP1 BASEPLATE DETAIL SS 1'-0" x 1'-0"</p>	 <p><b>10</b> EXTERIOR COLUMN ISOLATION JOINT DETAIL SS 3/4" x 1'-0"</p>	 <p><b>5</b> TYPICAL SLAB / CONTROL JOINT DETAIL SS 1'-0" x 1'-0"</p>
 <p><b>24</b> FOUNDATION DETAIL SS 3/4" x 1'-0"</p>	 <p><b>19</b> COLUMN AT BRACE DETAIL WITH PIER SS 12" x 1'-0"</p>	 <p><b>14</b> ANCHOR ROD &amp; GROUT DETAIL SS 1'-0" x 1'-0"</p>	 <p><b>9</b> CORNER COLUMN ISOLATION JOINT DETAIL SS 3/4" x 1'-0"</p>
 <p><b>23</b> NON-STRUCTURAL PIER DETAIL SS 12" x 1'-0"</p>	 <p><b>18</b> EXTERIOR COLUMN OVERPOUR SS 3/4" x 1'-0"</p>	 <p><b>13</b> BRACE BASEPLATE DTL SS 1'-0" x 1'-0"</p>	 <p><b>8</b> TYPICAL SLAB TRANSITIONS SS 1'-0" x 1'-0"</p>
 <p><b>22</b> STRUCTURAL PIER DETAIL, TYPE P2 SS 3/4" x 1'-0"</p>	 <p><b>17</b> BP3 BASEPLATE DETAIL SS 1'-0" x 1'-0"</p>	 <p><b>12</b> THICKENED EDGE SS 3/4" x 1'-0"</p>	 <p><b>7</b> INTERIOR COLUMN ISOLATION JOINT DETAIL SS 3/4" x 1'-0"</p>
 <p><b>21</b> STRUCTURAL PIER, TYPE P1 SS 1'-0" x 1'-0"</p>	 <p><b>16</b> BP2 BASEPLATE DETAIL SS 1'-0" x 1'-0"</p>	 <p><b>11</b> FOUNDATION DETAIL SS 3/4" x 1'-0"</p>	 <p><b>6</b> SLAB CONSTRUCTION JOINT SS 1'-0" x 1'-0"</p>
 <p><b>5</b> TYPICAL SLAB / CONTROL JOINT DETAIL SS 1'-0" x 1'-0"</p>	 <p><b>4</b> SLAB PENETRATION DETAIL - ROUND SS 1'-0" x 1'-0"</p>	 <p><b>3</b> FOOTING PIPE PENETRATION DETAIL SS 3/4" x 1'-0"</p>	 <p><b>2</b> TYPICAL INTERIOR COLUMN PAD SS 1'-0" x 1'-0"</p>
 <p><b>1</b> COLUMN FOOTING WITH PEDESTAL SS 12" x 1'-0"</p>			

1925 Prospect Ave.  
Orlando, FL 32814  
P (407) 661-9100  
F (407) 661-9101  
[www.e-p.com](http://www.e-p.com)

**Chapman & Peterson**  
Architects Engineers Planners

---

CLIENT NAME  
**WAWA**  
260 WEST BALTIMORE PIKE  
WAWA, PENNSYLVANIA 19063

---

PROJECT NAME  
**WAWA F85L 2019.01 STORE #6351 - CMM**  
1004 EDGEWOOD AVE.  
JACKSONVILLE, FL 32254

---

SHEET TITLE  
**FOUNDATION DETAILS**

---

<b>Revision</b>	<b>Schedule</b>
No.	Date
1	08/09/2020
2	08/10/2020
3	08/10/2020
4	08/10/2020
5	08/10/2020
6	08/10/2020
7	08/10/2020
8	08/10/2020
9	08/10/2020
10	08/10/2020
11	08/10/2020
12	08/10/2020
13	08/10/2020
14	08/10/2020
15	08/10/2020
16	08/10/2020
17	08/10/2020
18	08/10/2020
19	08/10/2020
20	08/10/2020
21	08/10/2020
22	08/10/2020
23	08/10/2020
24	08/10/2020

---

PROJECT NO.  
217570

DATE  
08/09/2020

DESIGNED BY  
JAWAN

CHECKED BY  
WAL

**S5**