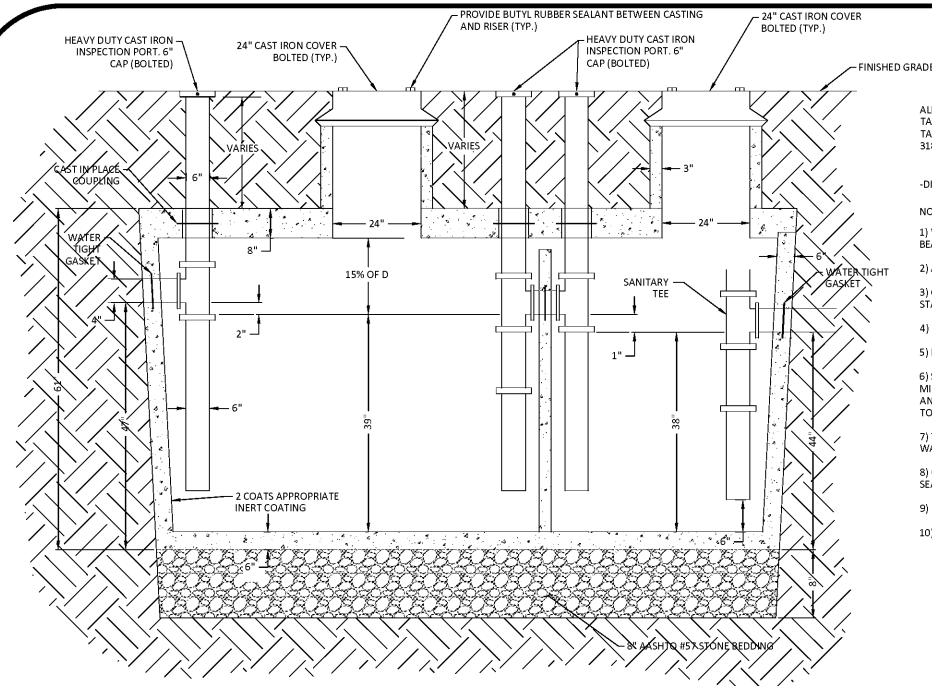


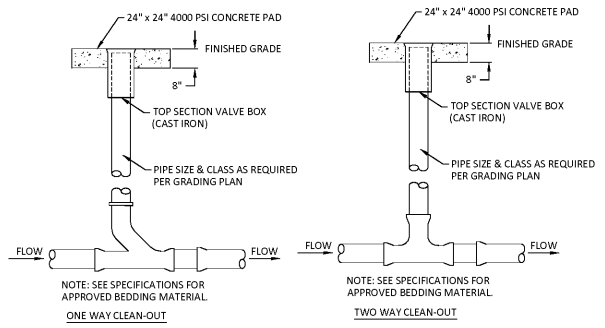
WAWA UTILITY DETAILS

REV. JULY 28, 2016



- ALL INLET AND OUTLET PIPES SHALL BE INSTALLED NO MORE THAN 6" FROM THE BOTTOM OF THE GREASE TRAP. TANK TAPERS TOP TO BOTTOM AND IS TRAPEZOIDAL IN CROSS SECTION. TANK IS 5000 PSI CONCRETE-STEEL REINFORCED (@ 28 DAYS) CONCRETE CONFORMS TO ACI 318-16-4.5.1 AND 318-16-4.5.2, ASTM A615 AND A185
- DIMENSION: 107" INTERIOR/ 117" EXTERIOR LENGTH x 52" INTERIOR/ 62" EXTERIOR WIDTH
- NOTES:
- 1) WHEN LOCATED IN DRIVEWAYS OR PAVED AREAS, GREASE TRAP TO BE DESIGNED FOR APPROPRIATE LOAD BEARING CONDITIONS. GREASE TRAP SHALL BE CAPABLE OF WITHSTANDING HS-20 LOADINGS.
 - 2) ALL PIPE PENETRATIONS SHALL BE WATERTIGHT.
 - 3) GREASE TRAP SHALL BE PROVIDED WITH GAS-TIGHT MANHOLE COVERS, IN ACCORDANCE WITH TOWNSHIP STANDARD SPECIFICATIONS.
 - 4) PRECAST CONCRETE SHALL HAVE A MINIMUM 28-DAY COMPRESSIVE STRENGTH 5000 PSI.
 - 5) EXTERIOR CONCRETE SURFACES BELOW GRADE SHALL HAVE 2 COATS OF COAL TAR EPOXY.
 - 6) SPECIFIC SEALANT DETAIL AT CONCRETE RISER TO CONCRETE VAULT INTERFACE SHALL BE WATERTIGHT. AT A MINIMUM, THE JOINT SHALL BE SEALED WITH BUTYL RUBBER SEALANT (KENT SEAL #2 OR APPROVED EQUIVALENT) AND THE EXTERIOR OF THE JOINT SHALL BE SEALED WITH NON-SHRINK GROUT IN CONFORMANCE WITH THE TOWNSHIP STANDARD GREASE TRAP DETAIL.
 - 7) TANK SHALL BE TESTED FOR WATER TIGHTNESS BY FILLING FOR 24 HRS. TO SOAK, THEN TOPPED OFF, AND THEN WATCHED FOR 24 HRS. NO DROP IN WATER IS ALLOWED.
 - 8) CAST IRON SHALL BE BOLTED TO CONCRETE WITH MASTIC TAPE (KENT SEAL OR APPROVED EQUIVALENT) SEALANT.
 - 9) MAXIMUM EARTH COVER=5.0', HS-20 LOADING.
 - 10) INLET AND OUTLET EQUIPPED WITH PIPE SEALS.

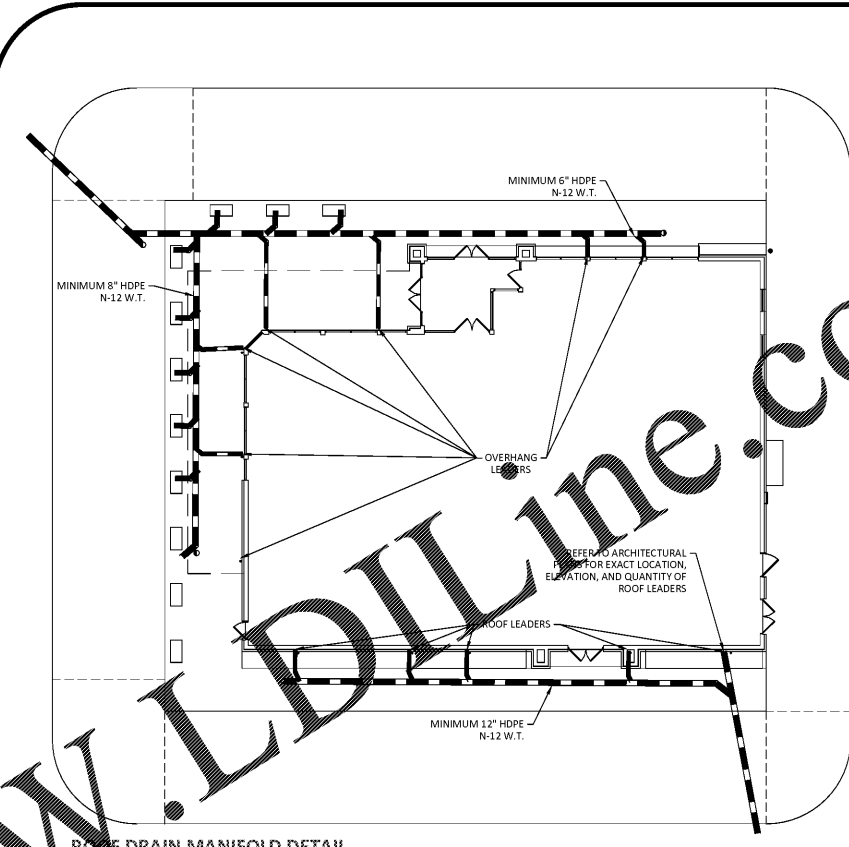
NOTE: 1250 GALLON (2 COMPARTMENT) TANK
GREASE TRAP DETAIL
NTS



CLEAN OUT DETAIL
NTS

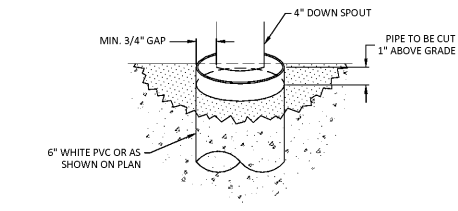
WAWA DRAINAGE DETAILS

REV. MAY 15, 2019



- NOTES:
1. ENGINEER TO SPECIFY ACTUAL PIPE SIZE PER HYDRAULIC CALCULATIONS.
 2. SITE CONTRACTOR TO BUILD LINES TO INDIVIDUAL WYE FITTINGS.
 3. PLANTER DRAINS ARE TO CONNECT TO MANIFOLD.

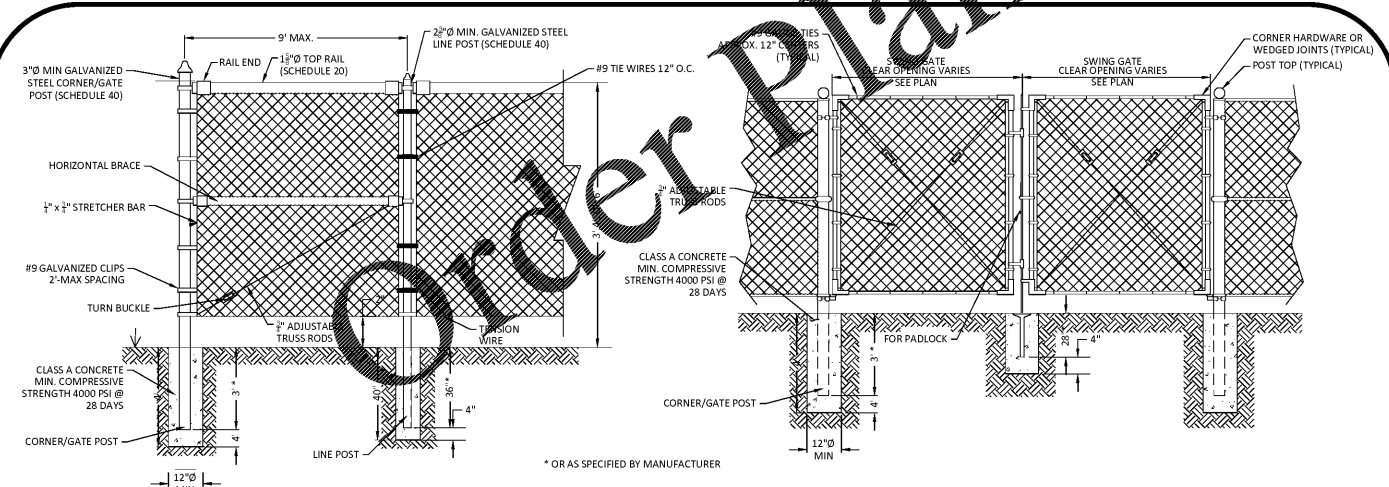
ROOF DRAIN MANIFOLD DETAIL
NTS



ROOF DRAIN CONNECTION DETAIL
NTS

WAWA FENCE DETAILS

REV. JULY 28, 2016



- NOTE:
1. GALVANIZED WIRE MESH FENCE TO BE 9 GAUGE WITH BLACK VINYL COATING.
 2. POSTS, RAILS, AND ALL HARDWARE TO BE GALVANIZED STEEL WITH BLACK VINYL COATING.
 3. CONTRACTOR TO ADHERE TO LOCAL SPECIFICATION IF MORE STRINGENT.
 4. TRUSS BARS ARE REQUIRED FOR EACH GATE SECTION AND THE FIRST SPAN ON EACH SIDE OF A CORNER POST ONLY.

CHAIN LINK FENCE DETAIL
NTS

BOHLER ENGINEERING

SITE CIVIL AND CONSULTING ENGINEERING
PERMITS AND INSPECTIONS
TRANSPORTATION SERVICES

MEMBER STATES: ALABAMA, ARIZONA, ARKANSAS, CALIFORNIA, COLORADO, CONNECTICUT, DELAWARE, FLORIDA, GEORGIA, ILLINOIS, INDIANA, IOWA, KANSAS, KENTUCKY, LOUISIANA, MARYLAND, MASSACHUSETTS, MICHIGAN, MINNESOTA, MISSISSIPPI, MISSOURI, MONTANA, NEBRASKA, NEVADA, NEW HAMPSHIRE, NEW JERSEY, NEW MEXICO, NEW YORK, NORTH CAROLINA, NORTH DAKOTA, OHIO, OKLAHOMA, PENNSYLVANIA, RHODE ISLAND, SOUTH CAROLINA, SOUTH DAKOTA, TENNESSEE, TEXAS, UTAH, VERMONT, VIRGINIA, WASHINGTON, WISCONSIN, WYOMING

OFFICES: BALTIMORE, MD; CHARLOTTE, NC; CHICAGO, IL; COLUMBIA, SC; DALLAS, TX; DENVER, CO; HOUSTON, TX; JACKSONVILLE, FL; MIAMI, FL; NASHVILLE, TN; PHILADELPHIA, PA; RICHMOND, VA; TAMPA, FL; WASHINGTON, DC

REVISIONS

REV	DATE	COMMENT	BY
Δ	01/08/18	PER CITY & JEA COMMENTS	JRT
Δ	03/06/18	PER CITY & FDOT COMMENTS	JRT
Δ	04/16/18	PER FDOT COMMENTS	JRT
Δ	01/28/20	FORCE MAIN & IRRIGATION REVISION	ASZ
Δ	02/11/20	EOD COMMENTS	ASZ
Δ	09/25/20	PER WAWA	KM

811 KNOW WHAT'S BELOW
ALWAYS CALL 811
BEFORE YOU DIG

www.calsunshine.com

PERMIT SET

PROJECT No.: FL170064
DRAWN BY: JRT
CHECKED BY: ASZ
DATE: 9/28/20
SCALE: AS NOTED
CAD I.D.: ODD

PROJECT:

Wawa
FOR
BRIGHTWORK
REAL ESTATE

LOCATION OF SITE
1004 EDGEWOOD AVE NORTH
JACKSONVILLE, FL 32254
CITY OF JACKSONVILLE

BOHLER ENGINEERING

3820 NORTHDAL BLVD., SUITE 300B
TAMPA, FLORIDA 33624
Phone: (813) 812-4100
Fax: (813) 812-4101
FLORIDA BUSINESS CERT. OF AUTH. No. 30769
LANDSCAPE ARCHITECTURE LICENSE No. LC20000012

SHEET TITLE:
**CONSTRUCTION
DETAILS**

SHEET NUMBER:
D-3