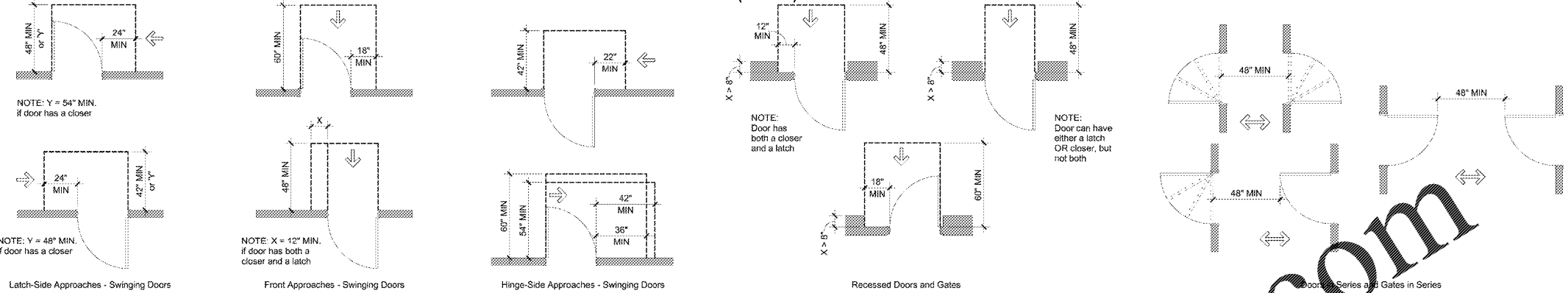


2017 FLORIDA BUILDING CODE, 6TH EDITION - ACCESSIBILITY

BASED UPON CURRENT ADA ACCESSIBILITY GUIDELINES (ADAAG)

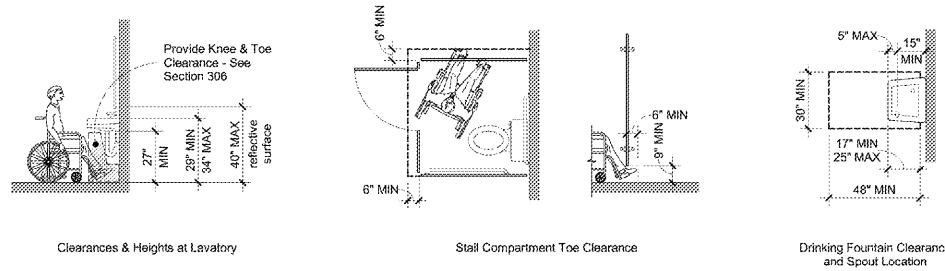
DOORS

- Doors, doorways, and gates that are part of an accessible route shall comply with 404.
- Door openings shall provide a clear width of 32 inches, unless the opening is more than 24 inches deep, in which case the clear width of the opening shall be 36 inches. For swinging doors, the clear width shall be measured between the face of the door and the stop, with the door open 90 degrees.
- There shall be no projections into the clear opening lower than 34 inches. Projections into the clear opening between 34 inches and 80 inches shall not exceed 4 inches.
- In accordance with 404.2.3 exception 2, door closers and stops shall be permitted to be a minimum of 78 inches above the floor or ground.
- Maneuvering clearances at doors and gates shall comply with 404.2.4.
- Fire doors shall have a minimum opening force allowable by the appropriate administrative authority.
- Hinged doors other than fire doors shall have an opening force of 5 pounds maximum.
- Sliding doors shall have an opening force of 5 pounds maximum.
- Door and gate surfaces shall comply with 404.2.10.
- Doors shall be permitted to swing into turning spaces, per 304.4.



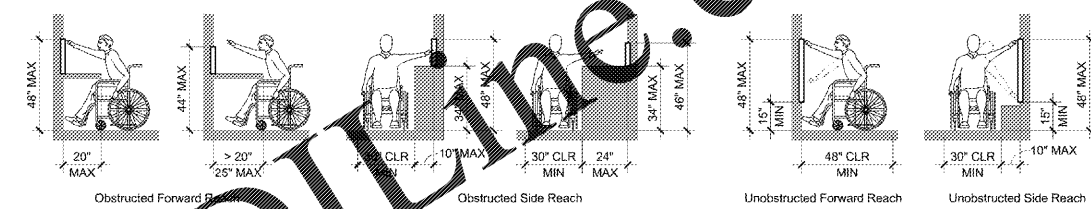
RESTROOMS & DRINKING FOUNTAINS

- Where toilet facilities are provided, they shall comply with 213. Where toilet rooms are provided, each toilet room shall comply with 603.
- Where toilet compartments are provided, at least one toilet compartment shall comply with 604.8.1. In addition to the compartment required to comply with 604.8.1, at least one toilet compartment shall comply with 604.8.2 where six or more toilet compartments are provided, or where the combination of urinals and water closets totals six or more fixtures. Mirrors located above lavatories or countertops shall be installed with the bottom edge of the reflecting surface 40 inches maximum above finish floor or ground. Mirrors not located above lavatories or countertops shall be installed with the bottom edge of the reflecting surface 35 inches maximum above the finish floor or ground.
- Coat hooks shall be located within one of the reach ranges specified in 308. Shelves shall be located 40 inches minimum and 48 inches maximum above the finish floor.
- Water closets shall comply with 604.2 through 604.8. Toilet paper dispensers shall comply with 309.4 and shall be 7 inches minimum and 9 inches maximum in front of the water closet measured to the centerline of the dispenser. The outlet of the dispenser shall be 15 inches minimum and 48 inches maximum above the finish floor and shall not be located behind grab bars. Dispensers shall not be of a type that controls delivery or that does not allow continuous paper flow. Grab bars shall be provided at water closets and shall comply with 609. Urinals shall comply with 605 and shall be either wall-hung or stall type urinals. Lavatories shall comply with 606. Faucets for lavatories shall comply with 606.4. Exposed pipes under lavatories shall be insulated or otherwise protected to prevent against contact. Drinking Fountains shall comply with sections 307 and 602.



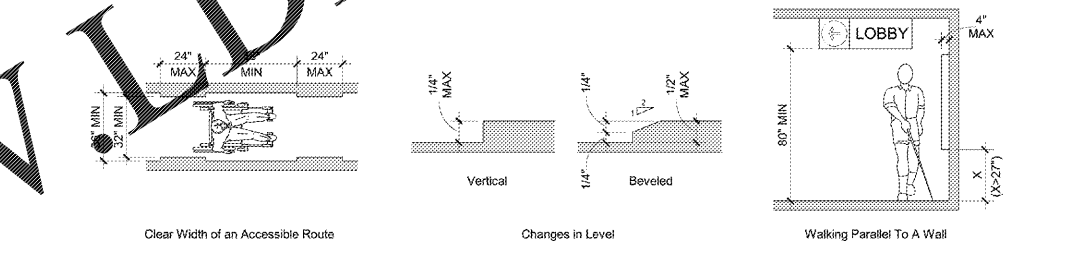
REACH RANGES, CONTROLS & OPERATING MECHANISMS

- Reach ranges shall comply with 308.
- Operable parts shall comply with 309 and shall be placed within one or more of the reach ranges specified in 308.
- In accordance with 309.4, operable parts shall be operable with one hand and shall not require tight grasping, pinching, or twisting of the wrist. The force required to activate operable parts shall be 5 pounds maximum.



PATH OF TRAVEL

- In accordance with 206.2.4, at least one accessible route shall connect accessible building or facility entrances with all accessible spaces and elements within the building or facility, which are otherwise connected by a circulation path unless exempted by 206.2.3, exceptions 1-7.
- The running slopes of walking surfaces that are part of an accessible route shall not be steeper than 1:20 with a cross slope that is not steeper than 1:48.
- Changes in level shall comply with 303.
- The clear width of walking surfaces on an accessible route shall comply with 403.5.1.
- The clear width at turns along an accessible route shall comply with 403.5.2.
- In accordance with 403.5.3, an accessible route with a clear width of less than 60 inches shall provide passing spaces at intervals of 200 feet.
- Clearances at corners of circulation paths within employee work areas shall comply with 206.2.5.



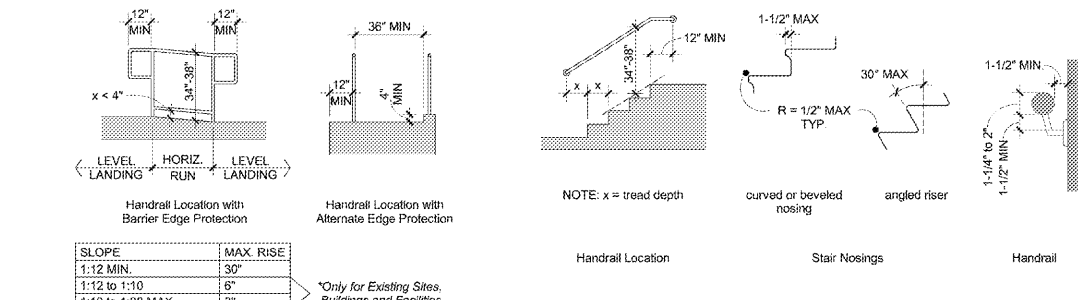
SEATING AT TABLES & COUNTERS

- When seating surfaces are provided for the consumption of food and beverages, at least 5 percent of the seating spaces and standing spaces at the dining surfaces shall comply with 902. In addition, when work surfaces are provided for use by other than the eyes, at least 5 percent shall comply with 902.
- Control seat counts with Table 221.2.1.
- Dining spaces and work surfaces required to comply with 902 shall be dispersed throughout the space or facility containing dining surfaces and work surfaces.
- Dining surfaces and work surfaces shall comply with 902.2 and 903.3.



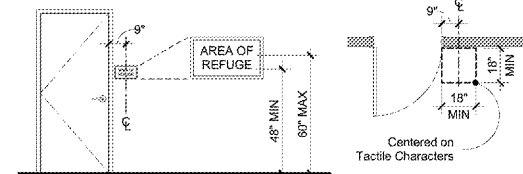
STAIRS AND RAMPS

- Ramps on accessible routes shall comply with 405.
- Ramp runs shall have a running slope not steeper than 1:12 with a cross slope not steeper than 1:48.
- The clear width of a ramp run or (where handrails are provided) the clear width between handrails shall be 36 inches minimum.
- The rise for any ramp run shall be 30 inches maximum.
- Ramps shall have landings at the top and the bottom of each ramp run complying with 405.7.
- Ramps with a rise greater than 6 inches shall have handrails complying with 505.
- Edge protection complying with 405.9.1 or 405.9.2 shall be provided on each side of ramp runs and each side of ramp landings.
- Stairs that are part of a means of egress shall comply with 504.
- All steps on a flight of accessible stairs shall have uniform riser heights and uniform tread depths. Riser heights shall be between 4 inches and 7 inches in height. Treads shall be 11 inches deep minimum.
- Open risers are not permitted.
- Nosings in steps shall comply with 504.5.
- Stairway handrails shall comply with 505.



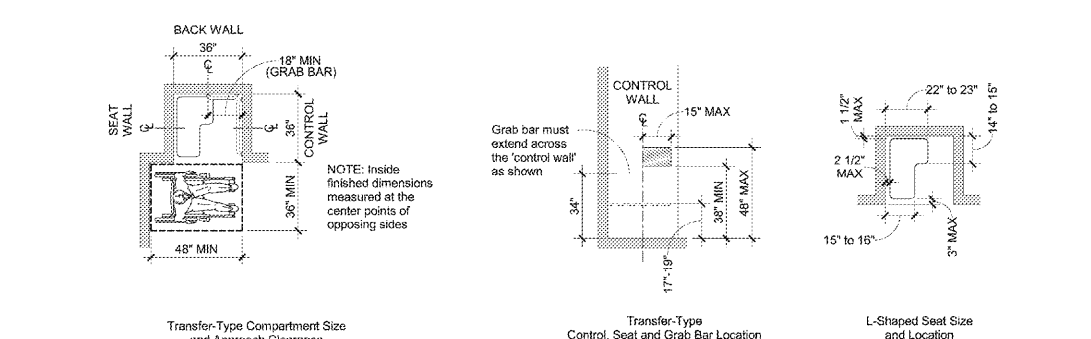
SIGNAGE

- Signs shall be provided in accordance with 216 and shall comply with 703.
- Signs identifying permanent rooms and spaces shall comply with 703.2, 703.3, and 703.4. Where pictograms are provided as designations of permanent rooms and spaces, the pictograms shall comply with 703.6 and shall have text descriptions complying with 703.2, 703.3, and 703.5.
- Signs that provide direction to or information about spaces and facilities shall comply with 703.5.
- Signs for means of egress shall comply with 703.4.
- Where more than one check-out aisle is provided, check-out aisles complying with 904.3 shall be identified by the International Symbol of Access, complying with 703.7.2.1. Where check-out aisles are identified by numbers, letters, or functions, identifying check-out aisles complying with 904.3 shall be located in the same location as the check-out aisle identification.



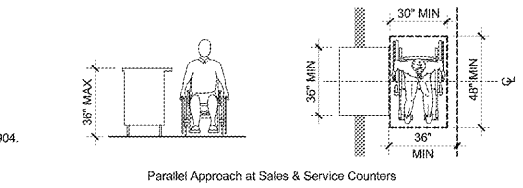
SHOWERS

- Showers shall have sizes and clearances complying with 608.2.
- Transfer-type shower compartments shall be 36 inches by 36 inches clear inside dimensions measured at the center points of opposing sides and shall have a 36 inch wide minimum entry on the face of the shower compartment. Clearances of 36 inches wide minimum by 48 inches long minimum measured from the control wall shall be provided.
- In transfer-type compartments, grab bars shall be provided across the entire control wall (as shown) and back wall to a point 18 inches from the control wall (as shown).
- In transfer-type compartments, the controls, faucets, and shower spray unit shall be located on the wall opposite of the seat in an area 15 inches maximum from the center of the seat toward the shower stall opening. See 608.5.1.
- Showers shall comply with 610.3.



FOODSERVICE LINES, TABLEWARE AREAS & CHECKOUT AISLES

- Where check-out aisles are provided, check-out aisles complying with 904.3 shall be provided in accordance with Table 227.2 and shall be dispersed.
- Where provided, at least one of each type of sales counter and service counter shall comply with 904.4. Where counters are dispersed throughout the building or facility, counters complying with 904.4 also shall be dispersed.
- Food service lines shall comply with 904.5. Where self-service shelves are provided, at least 50 percent, but no fewer than one, of each type provided shall comply with 308.
- Queues and waiting lines servicing counters or check-out aisles required to comply with 904.3 or 904.4 shall comply with 403.
- Check-out aisles and sales and service counters shall comply with the applicable requirements of 904. All points of counters required to comply with 904 shall be located adjacent to a walking surface complying with 403.



PROTOTYPE TEMPLATE

NORTHLAKE  
v.2020.1.08.TKD

PROJECT INFORMATION:

**TIRE KINGDOM.**  
STORE # 945  
10520 COLONIAL BLVD  
FT MEYERS, LEE COUNTY, FLORIDA

95% REVIEW SET  
18 AUGUST 2020

PROJECT NO.: 2020-095  
DRAWN BY: BMT  
CHECKED BY: EKB

ISSUE DATE  
PERMIT PLAN REVIEW 11-AUG-2020

REVISION DATE

SHEET TITLE:  
ACCESSIBILITY GUIDELINES

SHEET NUMBER:

G-003