


Customer Name: Georgia Mountain Health  
 Reference: Super Friendly Dental Preference using existing EQ  
 Quote #: WQBEV000955-2



Customer Name: Georgia Mountain Health  
 Reference: Super Friendly Dental Preference using existing EQ  
 Quote #: WQBEV000955-2



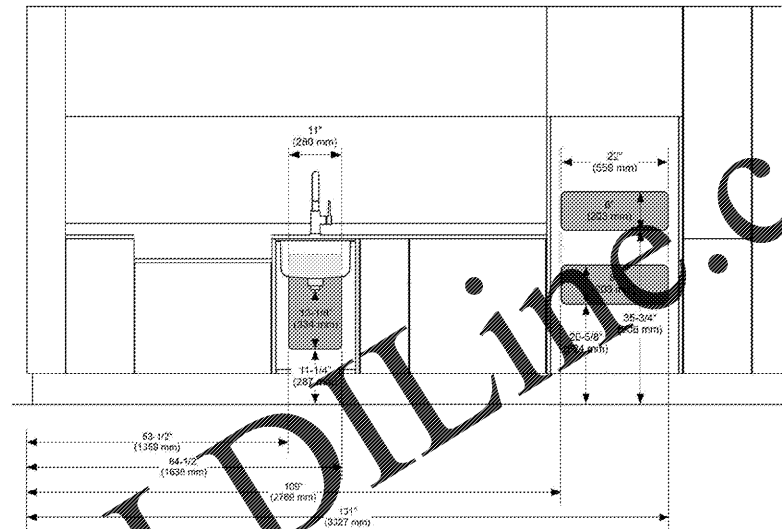
Visual Document  
 Line Item Label  
 20 594



Elevation

This written material is not intended to be, and should not be, used as a substitute for the compliance with local, state, federal code and Americans with Disabilities Act. It is the responsibility of the user to integrate the Aidec equipment specifications presented herein with the regulations and codes overseen by local planning and inspection authorities. Aidec, Inc. shall not be held liable for any errors contained herein or any consequential or other damages concerning the furnishings, performance or use of this material. The information in this document is subject to change without notice. If you find any problems with this document, please report them to us in writing.

Visual Document  
 Line Item Label  
 20 594



Utility Cutout Locations - As Viewed From Front (May Not Include Cutouts)

This written material is not intended to be, and should not be, used as a substitute for the compliance with local, state, federal code and Americans with Disabilities Act. It is the responsibility of the user to integrate the Aidec equipment specifications presented herein with the regulations and codes overseen by local planning and inspection authorities. Aidec, Inc. shall not be held liable for any errors contained herein or any consequential or other damages concerning the furnishings, performance or use of this material. The information in this document is subject to change without notice. If you find any problems with this document, please report them to us in writing.

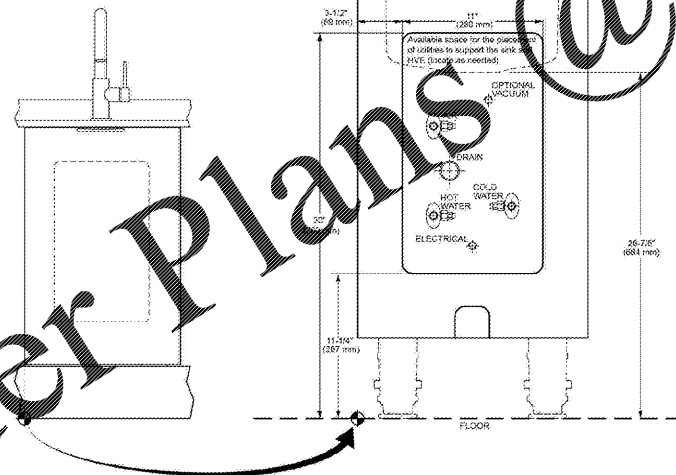
Customer Name: Georgia Mountain Health  
 Reference: Super Friendly Dental Preference using existing EQ  
 Quote #: WQBEV000955-2



Customer Name: Georgia Mountain Health  
 Reference: Super Friendly Dental Preference using existing EQ  
 Quote #: WQBEV000955-2



Technical Document  
 Affected Line Items  
 Line Item Label  
 20 594



Utility Layout Detail - Sink Module

This written material is not intended to be, and should not be, used as a substitute for the compliance with local, state, federal code and Americans with Disabilities Act. It is the responsibility of the user to integrate the Aidec equipment specifications presented herein with the regulations and codes overseen by local planning and inspection authorities. Aidec, Inc. shall not be held liable for any errors contained herein or any consequential or other damages concerning the furnishings, performance or use of this material. The information in this document is subject to change without notice. If you find any problems with this document, please report them to us in writing.

Technical Document  
 Affected Line Items  
 Line Item Label  
 20 594

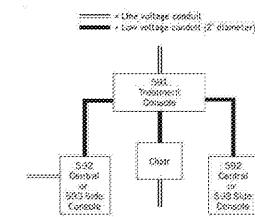
Electrical Specifications

Electrical Rough-In

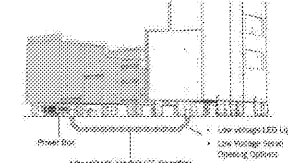
A contractor should supply the necessary conduit, wiring, conduit and feed line conductors. The conduit must be installed in accordance with the National Electrical Code (NEC) and local codes. The conduit must be installed in a manner that allows for the installation of the equipment. The conduit must be installed in a manner that allows for the installation of the equipment. The conduit must be installed in a manner that allows for the installation of the equipment.

The line voltage conduit is used for routing data lines and touchpad wires. See for line voltage.

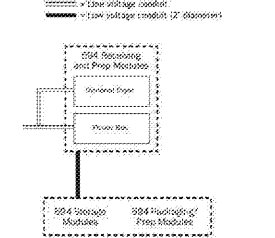
Electrical Rough-In, Operatory Example



Electrical Rough-In, Sterilization Center Example



Electrical Rough-In, Sterilization Center Example (continued)



INTEGRATED DESIGN STUDIO  
 HENRY SCHEIN  
 DENTAL  
 10920 W LINCOLN AVE, WEST ALLIS, WI 53227  
 henryscheinintegrateddesign.com

PROJECT: GEORGIA MOUNTAINS HEALTH  
 LOCATION: ELLIJAY, GA.

HENRY SCHEIN REP: JOE WILSON  
 CENTER: ATLANTA, GA.  
 PHONE #: (404)-226-8821

**IMPORTANT NOTE:**  
 THIS DOCUMENT HAS BEEN PREPARED AS AN INSTRUMENT OF PROFESSIONAL SERVICE AND IS NOT AN ARCHITECTURAL PLAN. THE IDEAS/DESIGN INCLUDED HEREIN ARE THE SOLE PROPERTY OF HENRY SCHEIN DENTAL AND ARE PROTECTED UNDER COPYRIGHT. THESE PLANS MAY NOT BE USED OR REPRODUCED WITHOUT EXPRESSED WRITTEN CONSENT OF HENRY SCHEIN AND FULL PAYMENT OF ANY ASSOCIATED DESIGN FEES.  
**ALL DIMENSIONS ARE SUBJECT TO JOB-SITE VERIFICATION.**

PROJECT NUMBER: 20-0565  
 PROJECT START DATE: 4/3/2020  
 FINALS START DATE: 7/9/2020  
 DRAWN BY: ARCH  
 FINALS BY: TJK  
 CHECKED BY: LBS  
 REVISIONS:  
 ---  
 ---  
 ---  
 ---  
 ---  
 ---  
 ---  
 ---

INT. SQ. FT. = PER ARCH  
 SCALE: N/A SHT. SIZE: 24 x 36  
 DENTAL CABINET DRAWINGS

DDC.7