


PROPOSED CEILING PLAN (TREATMENT ROOMS ONLY)  
1/4"=1'


### CEILING LEGEND


\*ALL EXIT AND EMERGENCY LIGHTS ARE THE RESPONSIBILITY OF THE LIGHTING CONTRACTOR AND TO BE INSTALLED PER LOCAL CODE.

\*GENERAL SWITCH LOCATIONS AND WIRING TO BE DETERMINED BY LIGHTING CONTRACTOR PER LOCAL CODE AND BE APPROVED BY DOCTOR.

\*HVAC ENGINEER MUST TAKE CEILING & DENTAL LIGHTS WITHIN TREATMENT ROOMS INTO CONSIDERATION WHEN LAYING OUT THE AIR DISTRIBUTION SYSTEM. SEE SHEET SA.1 FOR BLOCKING LOCATIONS (WHERE APPLICABLE).

 SUSPENDED CEILING GRID

 2x4 RECESSED INDIRECT TROFFER LIGHT FIXTURE

 CEILING MOUNTED DENTAL TRACK LIGHT

INTEGRATED  
DESIGN STUDIO  
HENRY SCHEIN®  
DENTAL  
10920 W LINCOLN AVE, WEST ALLIS, WI 53227  
henryscheinintegratedesign.com

PROJECT: **GEORGIA MOUNTAINS HEALTH**

LOCATION: ELLIJAY, GA.

HENRY SCHEIN REP:  
JOE WILSON

CENTER:  
ATLANTA, GA.

PHONE #:  
(404)-226-8821

**-IMPORTANT NOTE-**  
THIS DOCUMENT HAS BEEN PREPARED AS AN INSTRUMENT OF PROFESSIONAL SERVICE AND IS NOT AN ARCHITECTURAL PLAN. THE IDEAS/ DESIGN INCLUDED HEREIN ARE THE SOLE PROPERTY OF HENRY SCHEIN DENTAL AND ARE PROTECTED UNDER COPYRIGHT. THESE PLANS MAY NOT BE USED OR REPRODUCED WITHOUT EXPRESSED WRITTEN CONSENT OF HENRY SCHEIN AND FULL PAYMENT OF ANY ASSOCIATED DESIGN FEES.  
**ALL DIMENSIONS ARE SUBJECT TO JOB-SITE VERIFICATION.**

PROJECT NUMBER:  
20-0565

PROJECT START DATE:  
4/3/2020

FINALS START DATE:  
7/9/2020

DRAWN BY: ARCH  
FINALS BY: TJK  
CHECKED BY: LBS

REVISIONS:

--/--	---
--/--	---
--/--	---
--/--	---
--/--	---
--/--	---
--/--	---
--/--	---

INT.SQ.FT.= PER ARCH

SCALE: 1/4"=1'-0" SHT. SIZE: 24 x 36

CEILING PLAN

SA.2