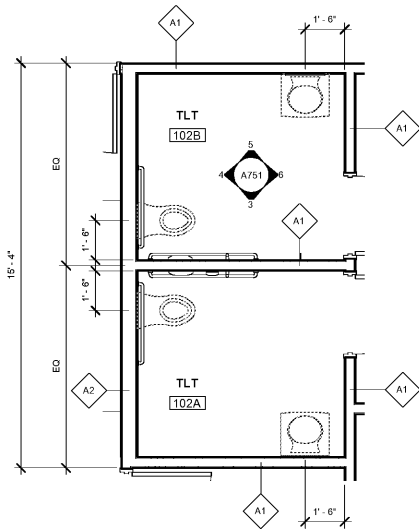
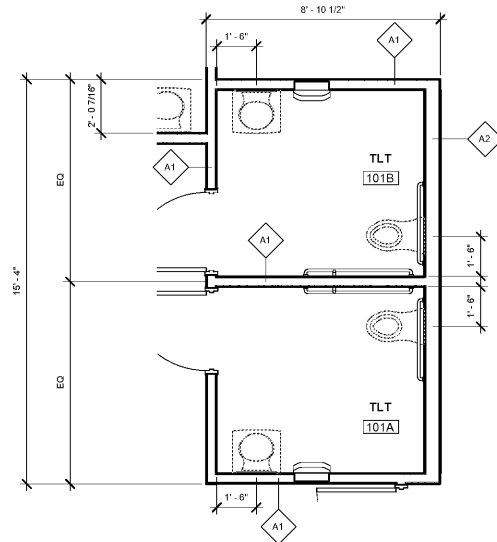


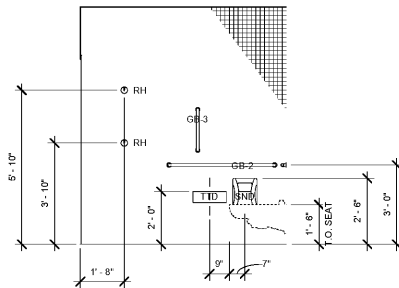
BROWN HALL RENOVATION, CENTRAL, 2020, 10/1/20



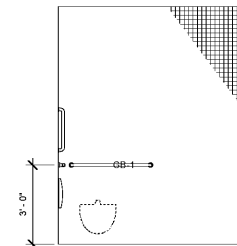
1 ENLARGED TOILET PLAN
A751 3/8" = 1'-0"



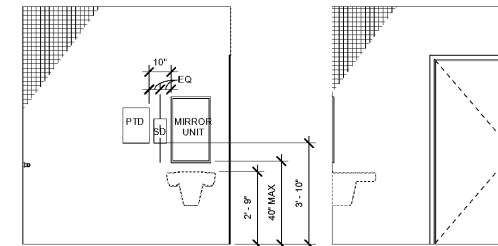
2 ENLARGED TOILET PLAN
A751 3/8" = 1'-0"



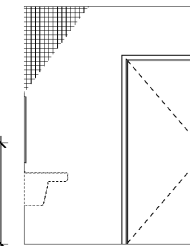
3 TYPICAL TOILET ELEVATION
A751 3/8" = 1'-0"



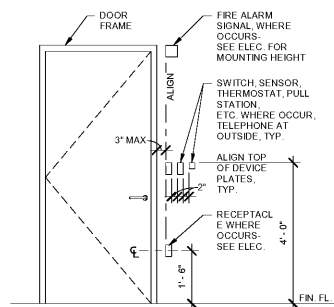
4 TYPICAL TOILET ELEVATION
A751 3/8" = 1'-0"



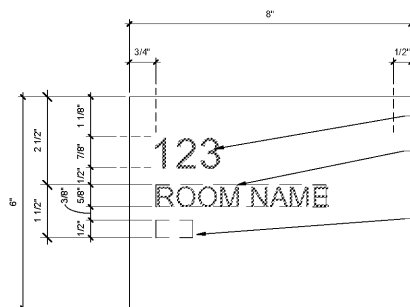
5 TYPICAL TOILET ELEVATION
A751 3/8" = 1'-0"



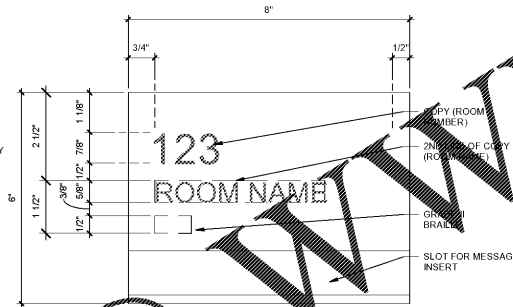
6 TYPICAL TOILET ELEVATION
A751 3/8" = 1'-0"



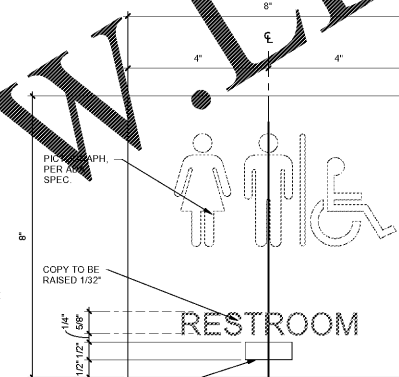
7 TYPICAL DEVICE LOCATIONS
A751 1/2" = 1'-0"



8 ROOM IDENTIFICATION SIGNAGE
A751 6" = 1'-0"



9 ROOM IDENTIFICATION SIGNAGE
A751 6" = 1'-0"

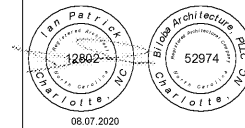


10 ROOM IDENTIFICATION SIGNAGE
A751 6" = 1'-0"

Order Plans @ www.LDLine.com

Biloba Architecture, PLLC
8601 JM Keynes Drive
Suite 365
Charlotte, NC 28209
704.248.2022
www.biloba.co

Mechanical and Electrical Engineer
McKnight Smith Ward Griffin Engineers
4223 South Boulevard
Charlotte, NC 28209
704.527.2112
NC Certificate of Licensure: F-0595



06.07.2020
Drawn CADD
Checked IWP
Date August 7, 2020
Revisions

Copyright 2020. All rights reserved. Printed or electronic drawings and documentation may not be reproduced in any form without written permission from Biloba Architecture, PLLC.

Brown Hall Renovation
Laurel Street, Brown Hall
Greensboro, NC 27411
SCO ID No. 20-22062-01A

Project Number 106
Title
**Enlarged Plans,
Elevations, and Details**

Sheet
A751
Plate of