



© 2019 STARBUCKS COFFEE COMPANY

STARBUCKS®
2401 UTAH AVENUE SOUTH
SEATTLE, WASHINGTON 98134
(206) 318-1575

THESE DRAWINGS AND THE PROJECT MANUAL ARE CONFIDENTIAL AND SHALL REMAIN THE SOLE PROPERTY OF STARBUCKS CORPORATION, WHICH IS THE OWNER OF THE COPYRIGHT IN THIS WORK. THEY SHALL NOT BE REPRODUCED, IN WHOLE OR IN PART, SHARED WITH THIRD PARTIES OR USED IN ANY MANNER ON OTHER PROJECTS OR EXTENSIONS TO THIS PROJECT WITHOUT THE PRIOR WRITTEN CONSENT OF STARBUCKS CORPORATION. THESE DRAWINGS AND SPECIFICATIONS ARE INTENDED TO EXPRESS DESIGN INTENT FOR A PROTOTYPICAL STARBUCKS STORE (WHICH IS SUBJECT TO CHANGE AT ANYTIME) AND DO NOT REFLECT ACTUAL SITE CONDITIONS. NEITHER PARTY SHALL HAVE ANY OBLIGATION OR LIABILITY TO THE OTHER (EXCEPT AS STATED ABOVE) UNTIL A WRITTEN AGREEMENT IS FULLY EXECUTED BY BOTH PARTIES.

STARBUCKS TEMPLATE VERSION: I2020-02-10

Design Forum Architects Inc.
2506 Byers Rd
Miamisburg, OH 45342
Tel: (844) 804-7700
Donald J. Rehrman
Architect In Charge
License: AR0017303

Design Forum Engineering
2506 Byers Rd
Miamisburg, OH 45342
Tel: (844) 804-7700
Timothy L. Rehrman, PE
Professional Engineer
License: 62078

PROJECT NAME:
HARDEN & POLK

PROJECT ADDRESS:
1310 LAKESIDE VILLAGE CIR
LAKELAND, FL 33803

STORE #: 2965
PROJECT #: 21120-060
ISSUE DATE: 08/17/20
DESIGNER: RAI MONTERO
PRODUCTION DESIGNER: ANDY MCLLOUD
CHECKED BY: RAI MONTERO

Revision Schedule

Rev	Date	By	Description

SHEET TITLE:
INTERIOR FINISH ELEVATIONS
SCALE: 3/8"=1'-0"

SHEET NUMBER:
I-204

GENERAL NOTES

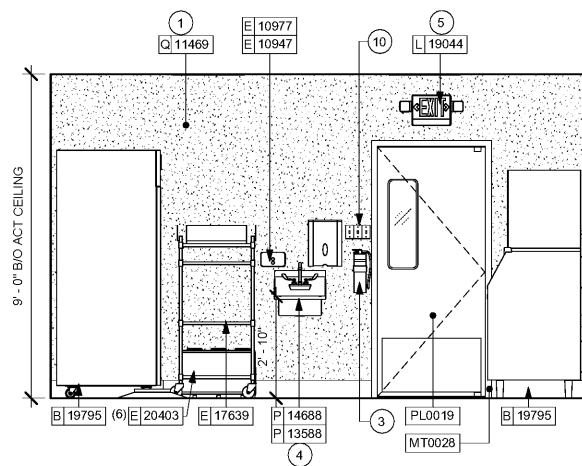

- A. FOR PAINT AND WALL TREATMENT SCHEDULES REFER TO THE INTERIOR FINISH SHEET. FOR GRAPHICS SCHEDULE, REFER TO THE FURNITURE, FIXTURES AND EQUIPMENT (FF & E) SCHEDULES.
- B. REFER TO MANUFACTURER'S INSTRUCTIONS INCLUDED WITH ARTWORK/GRAPHICS FOR PROPER INSTALLATION.
- C. PAINT FINISHES SHALL BE APPLIED AS FOLLOWS, UNLESS NOTED OTHERWISE:
1. WOODS AND METAL SURFACES SHALL BE SEMI-GLOSS OR EQUAL.
2. CABINETS AND TRIMMENTS TO BE SEMI-GLOSS OR EQUAL.
3. WALL AND CEILING PAINTS TO BE EGGSHELL OR EQUAL.
4. PAINTS IN BOH, RESTROOM(S) OR CAFE BAR SHALL BE GLOSS OR EQUAL.
- D. FLOORS, WALLS AND CEILING FINISHES IN FOOD PREPARATION AREAS SHALL BE SMOOTH, NON-TOXIC, NON-ABSORBENT, DURABLE AND EASILY CLEANABLE. PAINT SHALL BE WASHABLE; SEMI-GLOSS OR HIGH GLOSS FINISH.

KEYED NOTES

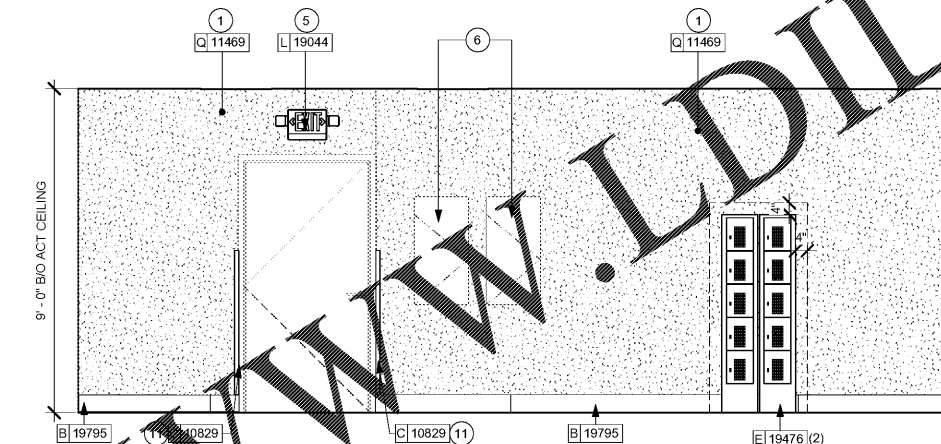
- 1. INSTALL FULL HEIGHT FRP AT WORKROOM WALL AS INDICATED.
- 2. ICE MACHINE (SEE PLUMBING AND ELECTRICAL DRAWINGS FOR ADDITIONAL INFORMATION).
- 3. PLACE FIRE EXTINGUISHER IN WORKROOM AS PER FIRE INSPECTOR.
- 4. WALL MOUNT HAND SINK WITH SOAP AND PAPER TOWEL DISPENSER. GC TO PROVIDE BLOCKING FOR FASTENERS.
- 5. LOCATION OF ALL EXIT/ EMERGENCY LIGHTS FOR REFERENCE ONLY. GC TO VERIFY WITH LOCAL FIRE MARSHAL PRIOR TO INSTALLATION.
- 6. ELECTRICAL PANELS (SEE ELECTRICAL DRAWINGS FOR ADDITIONAL INFORMATION).
- 7. MANAGER'S DESK (SEE ENLARGED DETAILS).
- 8. WATER FILTRATION EQUIPMENT (SEE PLUMBING DRAWINGS).
- 9. WATER HEATER (SEE PLUMBING DRAWINGS).
- 10. LOCATION OF ALL SWITCHING.
- 11. INSTALL CORNER GUARDS THROUGHOUT AS INDICATED. SEE DETAIL 81-502.

LEGEND

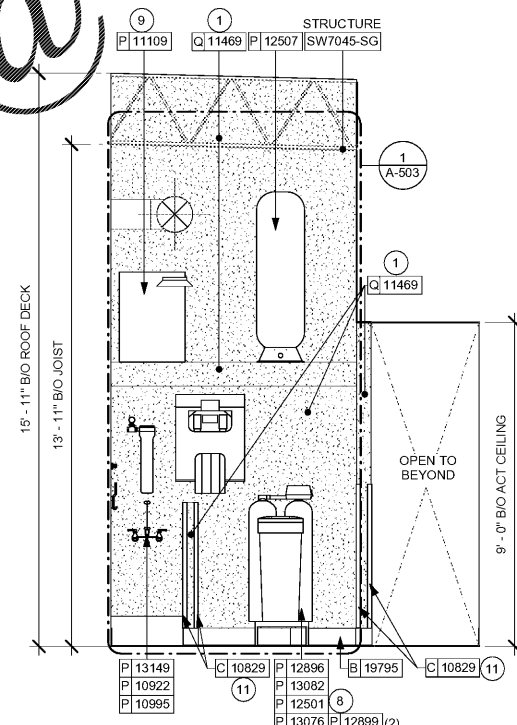
- - - INDICATES WALL BLOCKING.
- - - FIRE TREATED WALL BLOCKING TO BE PROVIDED AS REQUIRED TO SUPPORT WALL ATTACHMENTS. EXTEND BLOCKING 4" (100mm) BEYOND EDGE OF ATTACHMENTS.



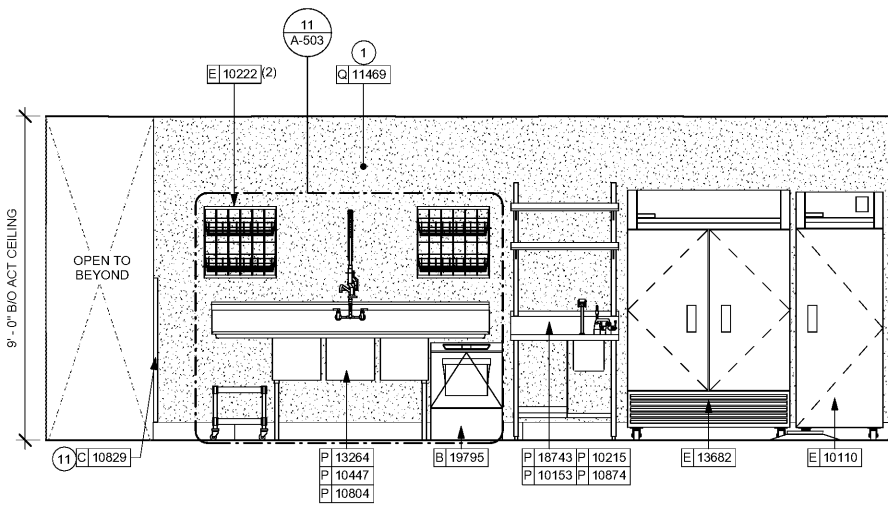
2 HAND SINK
Scale: 3/8" = 1'-0"



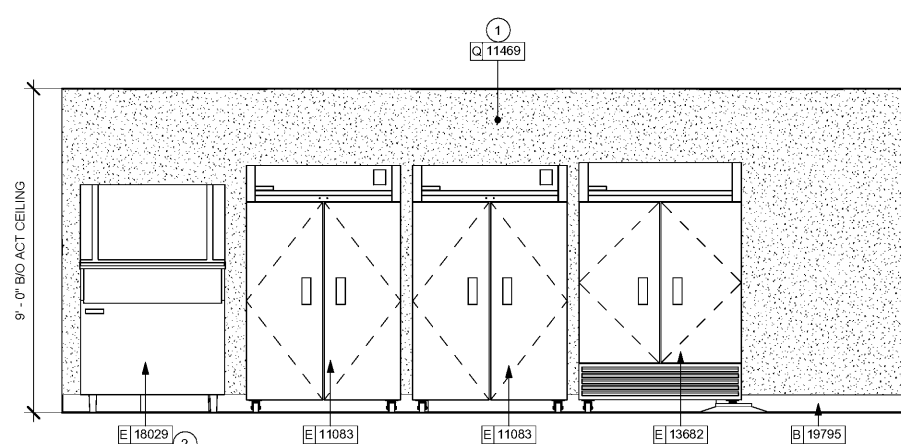
4 ELECTRICAL PANELS
Scale: 3/8" = 1'-0"



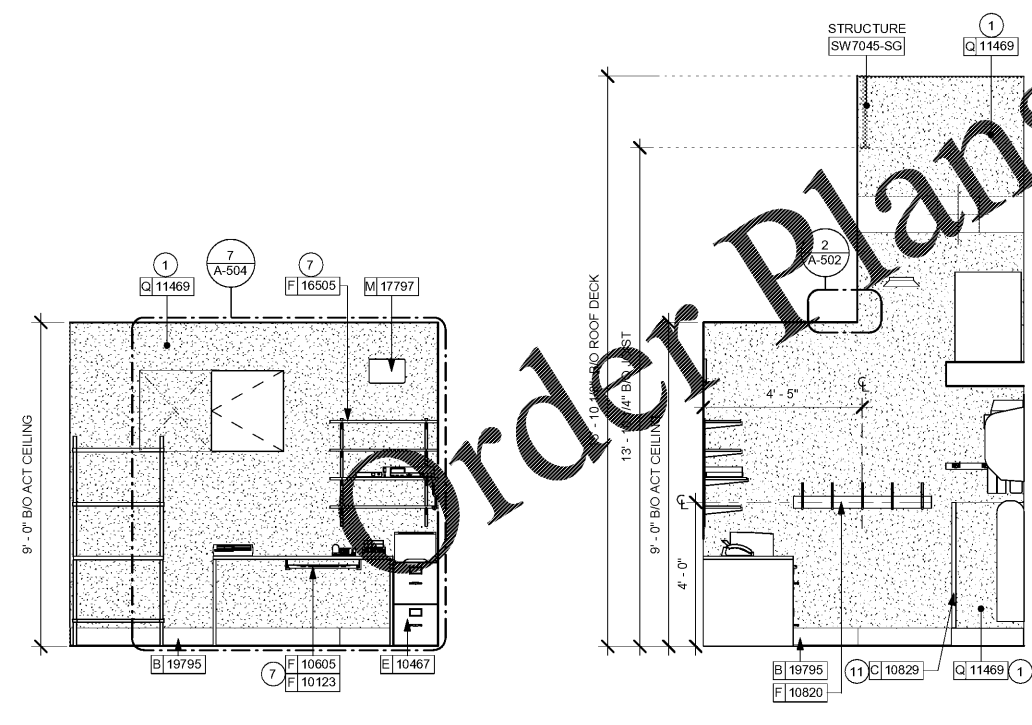
7 WATER FILTRATION SYSTEM
Scale: 3/8" = 1'-0"



1 3-COMP SINK
Scale: 3/8" = 1'-0"



3 ICE MACHINE
Scale: 3/8" = 1'-0"



5 MANAGER'S DESK
Scale: 3/8" = 1'-0"

6 COAT HOOK STRIP
Scale: 3/8" = 1'-0"