

www.harbingersign.com

CLIENT: 7-ELEVEN #41559 (I046381)

ADDRESS: VOLUSIA AVE & RHODE ISLAND AVE.  
ORANGE CITY, FL 32763

CONTACT:DPM: RCC:

SALES ASSOC.: Rick Guarino

PROJECT MGR: Stephanie Lopez

DESIGNER: Brandon Winebarger

SVE\_41559\_Q119648\_R3

F:\Customers\7-ELEVEN\Art\SVE\_I046381\_Q119648\_R3.CDR

Date	Rev.	Description
12.09.19	00	Original
03.17.20	R1	Update with new building elevations
03.30.20	R2	Update art with new site plan, elevations
08.31.20	R3	Update with new site plan and make changes on realties

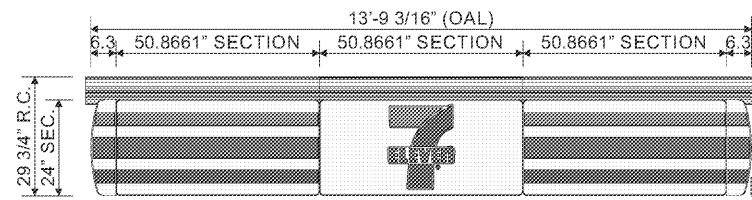
ZONING: CG

SQUARE FOOTAGE FORMULA

Code Information:

Formula: 1.5 square foot sign copy area / lineal foot of building frontage

Allowed:	66.0 sqft
3-Pack Tateyama:	27.5 sqft
3x3 Canopy Sign:	9.0 sqft
<b>Proposed:</b>	<b>36.5 sqft</b>



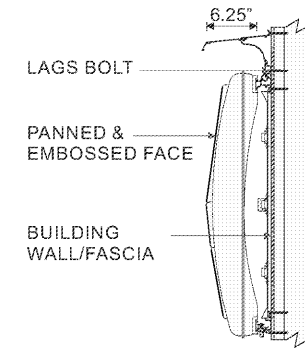
ONE (1) SET OF 24" S/F INTERNALLY ILLUMINATED WALL SIGNS (SEJ 1300 SERIES).

**ELECTRICAL NOTE:** EXPOSED EXTERIOR 20 AMP WEATHERPROOF ELECTRICAL DISCONNECT REQUIRED WITHIN VISUAL RANGE OF SIGN REQUIRED FOR EVERY 16 AMPS OF SIGNAGE. ACTUAL NUMBER OF CIRCUITS TO BE DETERMINED BY A LICENSED ELECTRICAL CONTRACTOR. ACTUAL LOCATION OF BOX MAY VARY. CIRCUITS AND SWITCH TO BE PROVIDED BY OTHERS. INPUT VOLTAGE - 120V  
ALL SIGNAGE WILL BE (MET) LISTED,(U.L.) 48STD COMPLIANT AND CARRY (MET) LABELS.

Front Elevation - SEJ Wall Sign Cabinets - Sign D

1/4" = 1'-0"

Display Square Footage(Cabinets): 27.5



Side Mounting Detail - Sign D

NTS



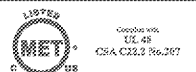
Proposed South Elevation - Sign D

1/8" = 1'-0"

Site Notes:

Customer Approval: \_\_\_\_\_ DATE: \_\_\_\_\_

Page: 4



THE STRUCTURAL DESIGN CONFORMS TO THE FOLLOWING CODES AND SPECIFICATIONS:  
THE FLORIDA BUILDING CODE SIXTH EDITION (2011), THE AMERICAN INSTITUTE OF STEEL CONSTRUCTION/MANUAL OF STEEL CONSTRUCTION, 9TH EDITION, THE AMERICAN WELDING SOCIETY/AWS D11.1: THE AMERICAN CONCRETE INSTITUTE BUILDING CODE REQUIREMENTS FOR STRUCTURAL CONCRETE(ACI 308-14), THE SPECIFICATION FOR ALUMINUM STRUCTURES BY THE ALUMINUM ASSOCIATION(CURRENT EDITION).