

SEAL:

THIS DOCUMENT IS NOT FOR REGULATORY APPROVAL, PERMITTING, OR CONSTRUCTION.

FOR BIDDING ONLY

09/03/2020

1 04/27/20 PEER COMMENTS
NO. DATE REMARKS
REVISIONS



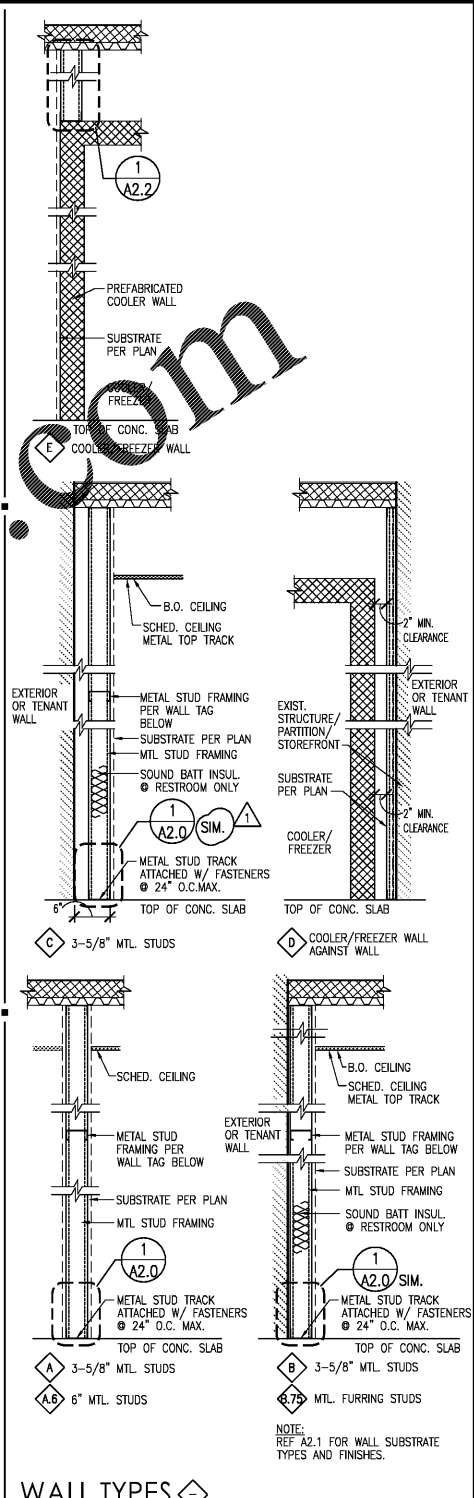
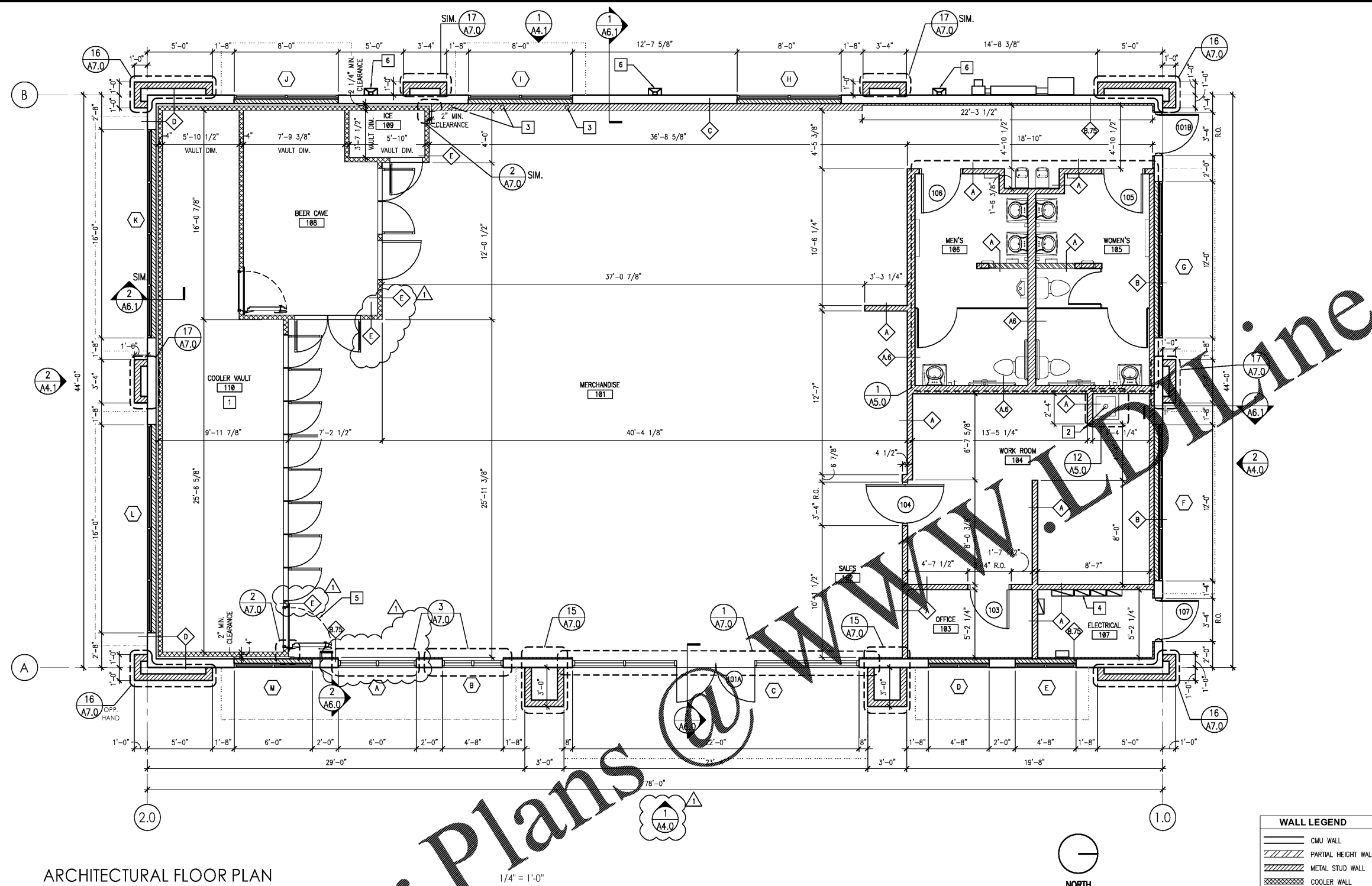
7-ELEVEN
STORE #41559

1245 S. VOLUSIA AVENUE
Orlando City, FL 32763

PROJECT NO: 2019.0743
DATE: APRIL 7, 2020

A2.0
ARCHITECTURAL FLOOR PLAN

CHECKED: RW DRAWN: JM

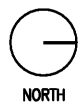


WALL LEGEND

	CMU WALL
	PARTIAL HEIGHT WALL
	METAL STUD WALL
	COOLER WALL

WALL TYPES ◊ - NOT ALL WALL TYPES SHOWN ARE USED

ARCHITECTURAL FLOOR PLAN
1/4" = 1'-0"

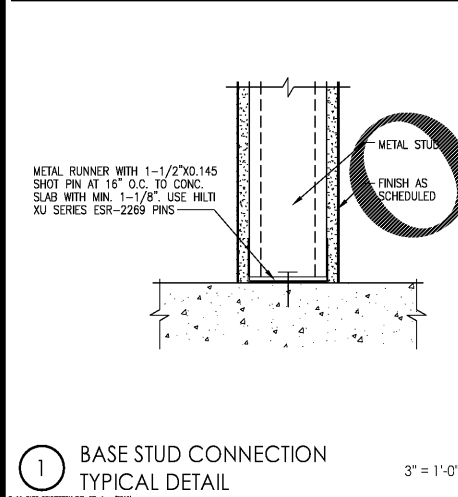


KEY NOTES

- PRE-FABRICATED COOLER WALLS, CEILING, FLOOR, DOORS AND RACKS. MAINTAIN 2" AIR SPACE BETWEEN COOLER AND ADJACENT WALLS PER MANUFACTURERS SPECIFICATIONS. CONTRACTOR TO FIELD VERIFY DIMENSIONS WITH PROJECT MANAGER.
- MOP SINK; REFERENCE PLUMBING.
- PROVIDE SPACE FOR RECESSED BOX IN WALL FOR CO2 LINES AND PVC CONDUIT FOR POST MIX AND SLURPPEE MACHINES.
- ELECTRICAL PANELS; REFERENCE ELECTRICAL SHEETS.
- COOLER ENTRY DOOR TO HAVE A MINIMUM 32" CLEARANCE.
- DOWNSPOUT; REFERENCE ELEVATIONS SHEET A4.1.

GENERAL NOTES

- CONTRACTORS SHALL NOT SCALE THESE DRAWINGS FOR CONSTRUCTION PURPOSES. IN THE EVENT OF OMISSION OF NECESSARY DIMENSIONS THE CONTRACTORS SHALL NOTIFY THE ARCHITECT, AND THE 7-ELEVEN CONSTRUCTION MANAGER.
- VERIFY ALL DIMENSIONS, CONDITIONS, AND GRADES AT JOB SITE PRIOR TO COMMENCING WORK.
- VERIFY SIZE, LOCATION, AND CHARACTERISTICS OF ALL WORK AND EQUIPMENT TO BE FURNISHED BY OWNER OR OTHERS, WITH THE MANUFACTURER OR SUPPLIER BEFORE ANY CONSTRUCTION PERTAINING TO SAME IS BEGUN.
- ERRORS AND/OR OMISSIONS IN ROOM, DOOR AND WINDOW SCHEDULES DO NOT RELIEVE THE CONTRACTOR FROM EXECUTING WORK SHOWN ON DRAWINGS OR DESCRIBED IN SPECIFICATIONS.
- ALL DIMENSIONS ON PLANS UNLESS OTHERWISE NOTED ARE TO FACE OF GYPSUM BOARD TO FACE OF GYPSUM BOARD AND FROM FACE OF INTERIOR FINISH SURFACE TO FACE OF EXTERIOR FINISH SURFACE.
- 2" AIR SPACE BETWEEN COOLER EXTERIOR WALL AND EXTERIOR WALL OF BUILDING, OR ANY EQUIPMENT TOUCHING COOLER. WALK-IN COOLER SUPPLIED BY 7-ELEVEN, INC. INSTALLATION TO BE DETERMINED BY CONSTRUCTION MANAGER.
- COOLERS TO HAVE A MINIMUM CLEAR CEILING HEIGHT OF 7'-0".
- ALL INTERIOR DOORS AT 6" FROM PARTITION WALL UNLESS OTHERWISE DIMENSIONED.
- G.C. TO PROVIDE AND INSTALL EMERGENCY TOOL KIT IN LOCATION DESIGNATED BY CONSTRUCTION MANAGER. TOOL KIT TO CONSIST OF:
 - RED EMERGENCY TOOL BOX - QUANTITY 1
 - CAUTION TAPE - QUANTITY 1 ROLL
 - SAFETY VEST - QUANTITY 2
 - CORDED PHONE - QUANTITY 1
 - HAND HELD CALCULATORS - QUANTITY 2
 - FLASH LIGHT W/BATTERIES - QUANTITY 2
 - YELLOW FORMS FOLDER
 - DISASTER PREPAREDNESS INSTRUCTIONS
 - EMERGENCY CONTACT LIST
 - STORE EMPLOYEE PHONE LIST
 - RETAIL INVENTORY ADJUSTMENT FORMS
 - STORE TO STORE TRANSFER
 - EMPLOYEE TIME SHEETS
- APPLY 3M SUN CONTROL WINDOW FILMS @ ALL SOUTH, EAST, AND WEST FACING GLASS (3M-1). NOTE NO FILM SHOULD BE APPLIED TO THE STOREFRONT DOORS. (REFERENCE SHEET A3.0 FOR MATERIALS SCHEDULE).
- G.C. TO FURNISH AND INSTALL RIS BACKBOARD AT ISP DESK. REFERENCE MATERIALS SCHEDULE ON SHEET A3.0.
- G.C. TO FILL ALL OPEN CELLS IN PERIMETER WALL WITH CORE-FILL 500.
- CONTRACTOR TO PROVIDE AND INSTALL WALL BACKING FOR WALL HUNG FIXTURES AND TOILET ACCESSORIES.
- ALL WOOD IN CONTACT WITH CONCRETE MUST BE PRESSURE TREATED MOISTURE RESISTANT WOOD.
- CONTRACTOR TO INSTALL COAT HOOKS FOR EMPLOYEES. REF. SHEET EF1 ITEM 220. INSTALL 2 IN OFFICE AND 3 IN BACKROOM. LOCATION TO BE DETERMINED BY CONSTRUCTION PROJECT MANAGER. SEE DOOR HARDWARE SCHEDULES.



1 BASE STUD CONNECTION
TYPICAL DETAIL
3" = 1'-0"

Order Plans