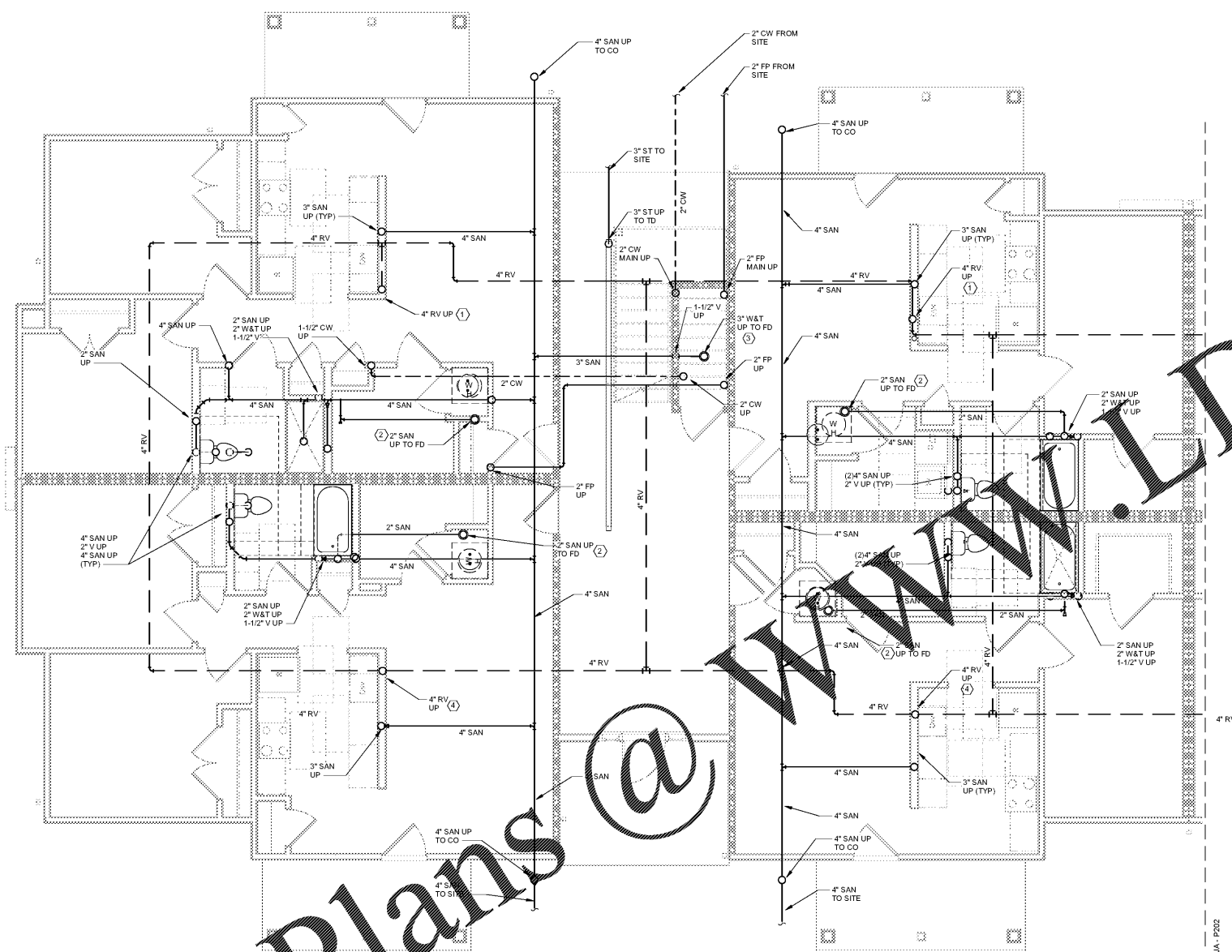



Order Plans @ WWW.LDILine.com

1 PLUMBING UNDERSLAB FLOOR PLAN - BUILDING M-A-1
1/4" = 1'-0"



- GENERAL NOTES:**
- A. FLOOR DRAINS IN MECHANICAL CLOSETS SHALL NOT BE LOCATED UNDER WATER HEATER DRAIN PANS OR UNDER AIR HANDLING UNITS. FLOOR DRAINS SHALL BE LOCATED IN AN EASILY ACCESSIBLE LOCATION BETWEEN AIR HANDLER AND WATER HEATER. OVERFLOW DRAIN FROM WATER HEATER SHALL BE PIPED TO FLOOR DRAIN. WATER HEATER DRAIN PIPE AND CONDENSATE DRAIN PIPE SHALL BE SECURED TO FLOOR DRAIN STRAINER WITH ZIP-TIES. CONDENSATE AND OVERFLOW PIPING SHALL BE RUN SO THAT IT IS OUT OF THE PATH OF TRAVEL.
- KEY NOTES:**
- 1. SEE DETAIL 6 ON SHEET P003 FOR TYPICAL RADON PIPING INSTALLATION BELOW SLAB.
 - 2. ROUTE SANITARY FROM FD TO HOUSE SIDE OF BATHUB FOR P-TRAP.
 - 3. SEE DETAIL 2 ON SHEET P003 FOR TYPICAL FLOOR DRAIN INSTALLATION.
 - 4. ROUTE RADON VENT PIPING IN WALL. COORDINATE WITH HVAC CONTRACTOR.



Architecture Planning Interiors Research
50 South B.B. King Boulevard
Memphis, Tennessee 38103
Telephone 901 521 1440
Fax 901 523 2760
E-mail info@lrk.com

Client:
McCormack Baron Salazar

720 Olive St, Suite 2500
St. Louis, MO 63101


Issues and Revisions

Date	Issued / Revised
03/16/2020	50% CONSTRUCTION DOCUMENTS
05/18/2020	80% CONSTRUCTION DOCUMENTS
07/13/2020	PERMIT

BUILDING ADDRESSES

TYPE	ADDRESS
TYPE G.B.	442, 444, 446, 448 BATLUFF LANE 324, 226, 228, 330 ISHMAEL PLACE
TYPE H.A.	373, 460 VANCE AVE 315, 364 FOOTE LANE 363 S DANNY THOMAS BLVD
TYPE L.C.	365, 431 VANCE AVE 313 ISHMAEL PLACE
TYPE L.A.	327 ISHMAEL PLACE 420, 353 FOOTE LANE 346 S DANNY THOMAS BLVD
TYPE M.A.	402, 426 FOOTE LANE

©2020 LRK Inc.
Drawings, written material, and design concepts shall not be used or reproduced in whole or part in any form or format without prior written consent of LRK Inc. Do not scale drawings. Use given dimensions only. If not shown, verify correct dimensions with the Architect. Contractor shall check and verify all dimensions and conditions at job.



LRK Project Number: 01.15100.02

Project Name:
South City CNI Phase 4
Memphis TN

Drawing Name:
PLUMBING BUILDING M-A UNDERGROUND FLOOR PLAN

Drawn By: EDM
Checked By: JEW

MA-P201