


GENERAL NOTES:
A. FLOOR DRAINS IN MECHANICAL CLOSETS SHALL NOT BE LOCATED UNDER WATER HEATER DRAIN PANS OR UNDER AIR HANDLING UNITS. FLOOR DRAINS SHALL BE LOCATED IN AN EASILY ACCESSIBLE LOCATION BETWEEN AIR HANDLER AND WATER HEATER. OVERFLOW DRAIN FROM WATER HEATER SHALL BE PIPED TO FLOOR DRAIN. WATER HEATER DRAIN PIPE AND CONDENSATE DRAIN PIPE SHALL BE SECURED TO FLOOR DRAIN STRAINER WITH ZP-TES. CONDENSATE AND OVERFLOW PIPING SHALL BE RUN SO THAT IT IS OUT OF THE PATH OF TRAVEL.

KEY NOTES:
1. ROUTE RADON VENT PIPING INSIDE WALL. COORDINATE WITH HVAC CONTRACTOR.



Architecture Planning Interiors Research
50 South B.B. King Boulevard
Memphis, Tennessee 38103
Telephone 901 521 1440
Fax 901 525 2760
E-mail info@lrk.com

Client:
McCormack Baron Salazar

720 Olive St, Suite 2500
St. Louis, MO 63101

Issues and Revisions


▲	Date	Issued / Revised
1	03/16/2020	50% CONSTRUCTION DOCUMENTS
2	05/18/2020	80% CONSTRUCTION DOCUMENTS
3	07/13/2020	PERMIT

BUILDING ADDRESSES

TYPE	ADDRESS
TYPE G-B	442, 444, 446, 448 BATHURST LANE 324, 226, 228, 330 ISHMAEL PLACE
TYPE H-A	343, 440 VANCE AVE 315, 364 FOOTE LANE 363 S DANNY THOMAS BLVD
TYPE L-C	365, 431 VANCE AVE 315 ISHMAEL PLACE
TYPE L-A	327 ISHMAEL PLACE 420, 353 FOOTE LANE 345 S DANNY THOMAS BLVD
TYPE M-A	402, 428 FOOTE LANE

©2020 LRK Inc.
Drawings, written material, and design concepts shall not be used or reproduced in whole or part in any form or format without prior written consent of LRK Inc. Do not scale drawings. Use given dimensions only. If not shown, verify correct dimensions with the Architect. Contractor shall check and verify all dimensions and conditions at job

Seal



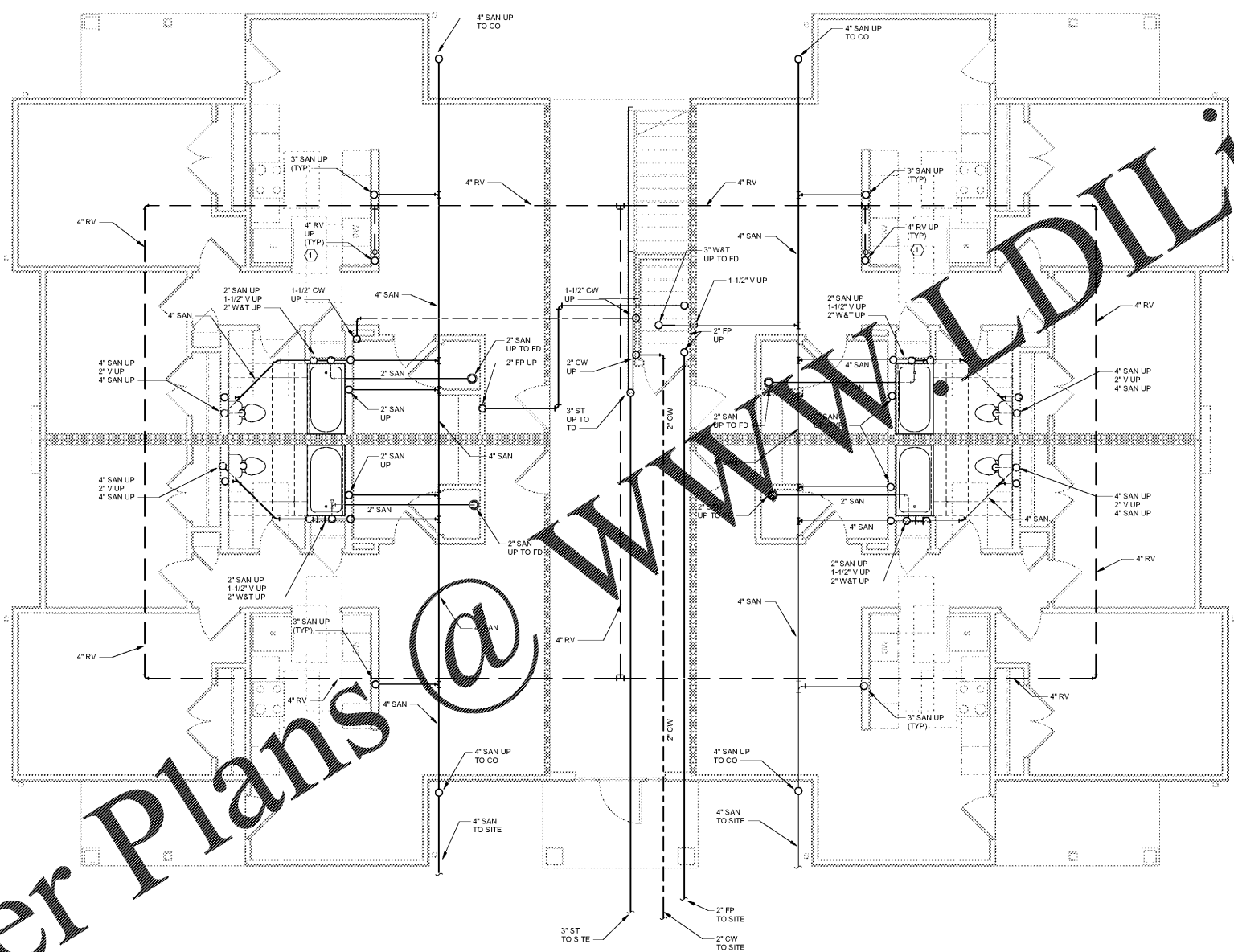
LRK Project Number: 01.15100.42

Project Name:
South City CNI Phase 4
Memphis TN

Drawing Name:
PLUMBING BUILDING H-A UNDERGROUND FLOOR PLAN

Drawn By: EDM
Checked By: JEK

HA-P201



PLUMBING UNDERSLAB FLOOR PLAN - BUILDING H-A
1/4" = 1'-0"

Order Plans @ www.lrdline.com