


GENERAL NOTES:  
A. FLOOR DRAINS IN MECHANICAL CLOSETS SHALL NOT BE LOCATED UNDER WATER HEATER DRAIN PANS OR UNDER AIR HANDLING UNITS. FLOOR DRAINS SHALL BE LOCATED IN AN EASILY ACCESSIBLE LOCATION BETWEEN AIR HANDLER AND WATER HEATER. OVERFLOW DRAIN FROM WATER HEATER SHALL BE PIPED TO FLOOR DRAIN. WATER HEATER DRAIN PIPE AND CONDENSATE DRAIN PIPE SHALL BE SECURED TO FLOOR DRAIN STRAINER WITH ZIP-TIES. CONDENSATE AND OVERFLOW PIPING SHALL BE RUN SO THAT IT IS OUT OF THE PATH OF TRAVEL.

KEY NOTES:  
1. ROUTE RADON VENT PIPING UP TO ATTIC SPACE AND CAP FOR FUTURE CONNECTION OF EXHAUST FAN AND EXTENSION UP TO ROOF.



Architecture Planning Interiors Research  
50 South B.B. King Boulevard  
Memphis, Tennessee 38103  
Telephone 901 521 1440  
Fax 901 525 2760  
E-mail info@lrk.com

Client:  
**McCormack Baron Salazar**

720 Olive St, Suite 2500  
St. Louis, MO 63101

Issues and Revisions


Date	Issued / Revised
03/16/2020	50% CONSTRUCTION DOCUMENTS
05/18/2020	80% CONSTRUCTION DOCUMENTS
07/13/2020	PERMIT

BUILDING ADDRESSES

TYPE G-B	442, 444, 446, 448 BATHURST LANE 324, 226, 228, 330 SHAWNEE PLACE
TYPE H-A	343, 440 VANCE AVE 315, 364 FOOTE LANE 363 S DANNY THOMAS BLVD
TYPE L-C	365, 431 VANCE AVE 315 SHAWNEE PLACE
TYPE L-A	327 SHAWNEE PLACE 420, 353 FOOTE LANE 345 S DANNY THOMAS BLVD
TYPE M-A	402, 428 FOOTE LANE

©2020 LRK Inc.  
Drawings, written material, and design concepts shall not be used or reproduced in whole or part in any form or format without prior written consent of LRK Inc. Do not scale drawings. Use given dimensions only. If not shown, verify correct dimensions with the Architect. Contractor shall check and verify all dimensions and conditions at job.

Seal

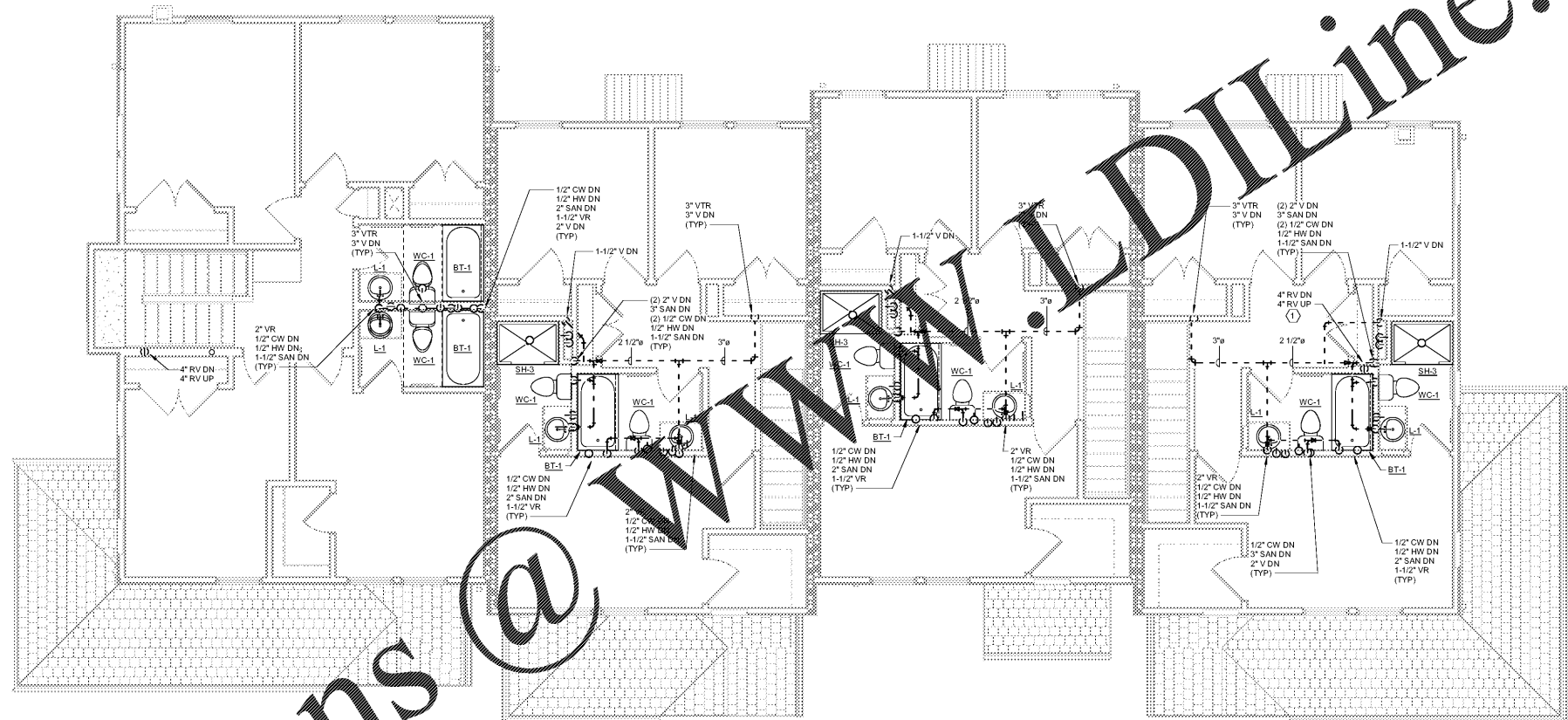


LRK Project Number: 01.15100.42

Project Name:  
**South City CNI Phase 4**  
Memphis TN

Drawing Name:  
**PLUMBING BUILDING G-B SECOND FLOOR PLAN**

Drawn By: EDM  
Checked By: JEW



1 PLUMBING SECOND FLOOR PLAN - BUILDING G-B

Order Plans @

WWW.DIline.com