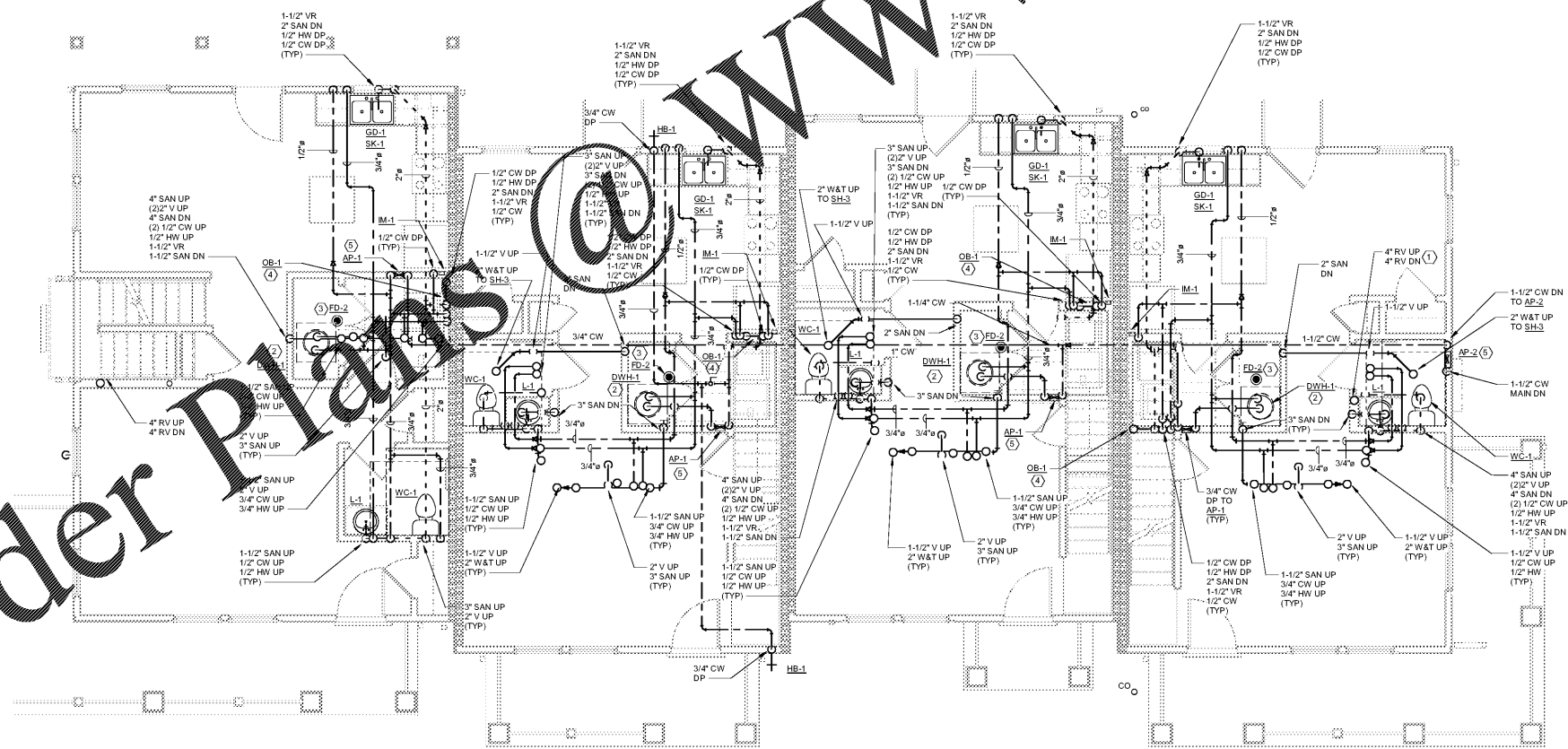



1 PLUMBING UNDERSLAB FLOOR PLAN - BUILDING G-B  
1/4" = 1'-0"



2 PLUMBING GROUND FLOOR PLAN - BUILDING G-B  
1/4" = 1'-0"

- GENERAL NOTES:**
- A. FLOOR DRAINS IN MECHANICAL CLOSETS SHALL NOT BE LOCATED UNDER WATER HEATER DRAIN PANS OR UNDER AIR HANDLING UNITS. FLOOR DRAINS SHALL BE LOCATED IN AN EASILY ACCESSIBLE LOCATION BETWEEN AIR HANDLER AND WATER HEATER. OVERFLOW DRAIN FROM WATER HEATER SHALL BE PIPED TO FLOOR DRAIN. WATER HEATER DRAIN PIPE AND CONDENSATE DRAIN PIPE SHALL BE SECURED TO FLOOR DRAIN STRAINER WITH ZIP-TIES. CONDENSATE AND OVERFLOW PIPING SHALL BE RUN SO THAT IT IS OUT OF THE PATH OF TRAVEL.
- KEY NOTES:**
1. ROUTE RADON VENT PIPING INSIDE WALL. COORDINATE WITH HVAC CONTRACTOR.
  2. PROVIDE 3/4" CW & 3/4" HW TO DW-1. SEE DETAIL 6 ON SHEET P003 FOR TYPICAL DOMESTIC WATER HEATER PIPING ARRANGEMENT.
  3. SEE DETAIL 2 ON SHEET P003 FOR TYPICAL FLOOR DRAIN INSTALLATION.
  4. ROUTE PIPING FOR OB-1 INSIDE PROVIDED WALL TO THE LEAST SIDE OF LAUNDRY ROOM (TYP).
  5. (2) 3/4" CW DP TO AP-1.



Architecture Planning Interiors Research  
50 South B.B. King Boulevard  
Memphis, Tennessee 38103  
Telephone 901 521 1440  
Fax 901 525 2760  
E-mail info@lrk.com

Client:  
**McCormack Baron Salazar**

720 Olive St, Suite 2500  
St. Louis, MO 63101


**Issues and Revisions**

Date	Issued / Revised
03/16/2020	50% CONSTRUCTION DOCUMENTS
05/18/2020	80% CONSTRUCTION DOCUMENTS
07/13/2020	PERMIT

**BUILDING ADDRESSES**

TYPE	ADDRESS
TYPE G-B	402, 404, 406, 408 BATHURST LANE 324, 296, 298, 330 SHAWNEE PLACE
TYPE H-A	373, 400 WANCE AVE 316, 364 FOOTE LANE 383 S DANNY THOMAS BLVD
TYPE L-C	365, 431 WANCE AVE 315 SHAWNEE PLACE
TYPE L-A	327 SHAWNEE PLACE 420, 353 FOOTE LANE 383 S DANNY THOMAS BLVD
TYPE M-A	402, 408 FOOTE LANE

©2020 LRK Inc.  
Drawings, written material, and design concepts shall not be used or reproduced in whole or part in any form or format without prior written consent of LRK Inc. Do not scale drawings. Use given dimensions only. If not shown, verify correct dimensions with the Architect. Contractor shall check and verify all dimensions and conditions at job.



LRK Project Number: 01.15100.02

Project Name:  
**South City CNI Phase 4**  
Memphis TN

Drawing Name:  
**PLUMBING BUILDING G-B FLOOR PLAN**

Drawn By: EDM  
Checked By: JEW

**GB-P201**

Order Plans @ WWW.LDILine.com