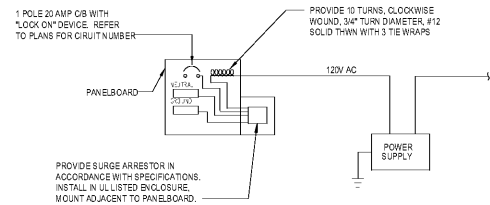


DETAIL - HVAC SHUTDOWN RELAY

SCALE: NONE 1



DETAIL - FACP 120V WIRING DIAGRAM

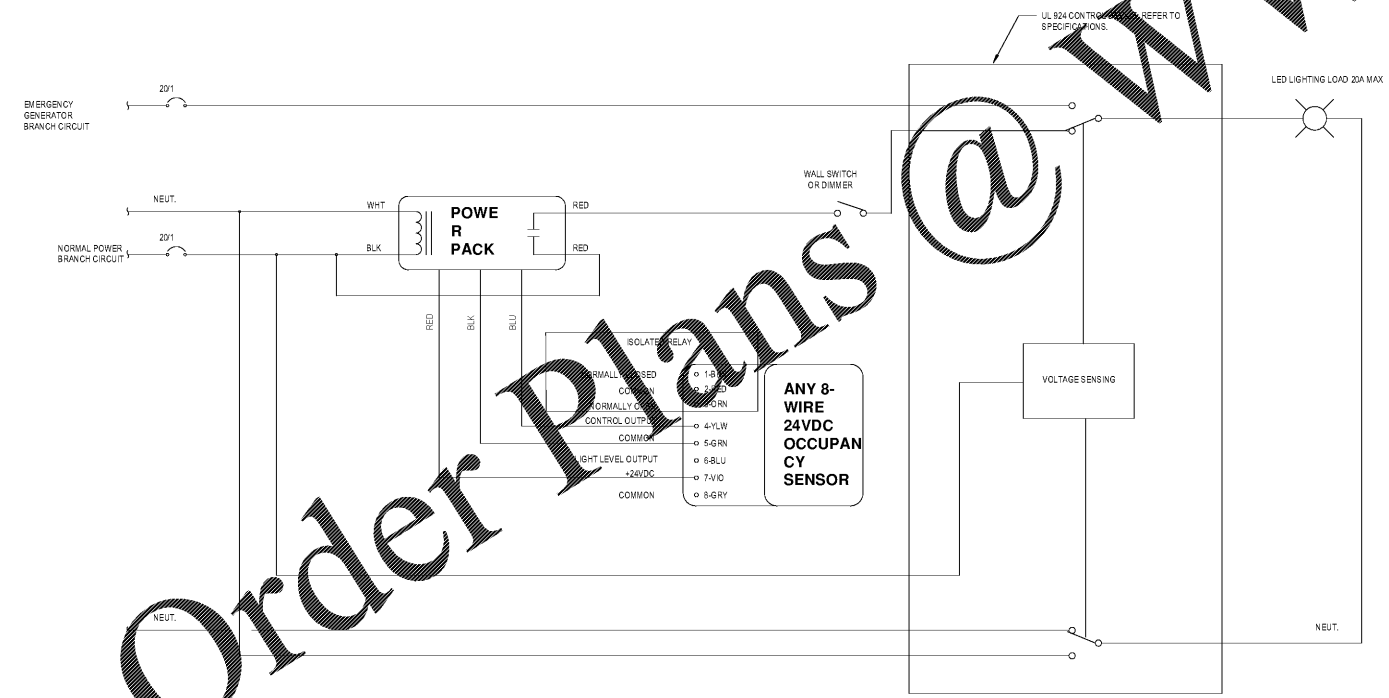
SCALE: NONE 2

FIRE ALARM OPERATIONAL MATRIX

SYSTEM INPUTS	SYSTEMS OUTPUT											
	CONTROL UNIT ANNUNCIATION				NOTIFICATION				REQUIRED FIRE SAFETY CONTROL			
MANUAL FIRE ALARM BOXES	X	X										
SMOKE DETECTORS	X	X							X	X		
SMOKE DETECTORS LOBBY	X	X							X			
HOT BOX LOW TEMP SENSOR (REFER TO SITE PLAN)			X	X								
HVAC AHU SHUTDOWN BYPASS FUNCTION			X	X								
NOTIFICATION APPLIANCE CIRCUIT SHORT					X							
AREA HEAT DETECTORS	X	X									X	X
GROUND FAULT			X	X								
FACP AC FAILURE			X	X					X			
FACP LOW BATTERY			X	X								
OPEN CIRCUIT			X	X								

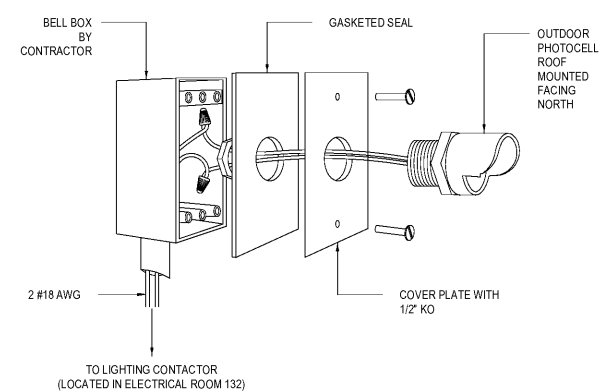
DETAIL - FIRE ALARM MATRIX

SCALE: NONE 3



DETAIL - UL924 EMERGENCY LIGHTING RELAY CONTROL DEVICE WITH OCCUPANCY SENSOR

SCALE: NONE 4



DETAIL - PHOTOCELL LIGHTING CONTROL

SCALE: NONE 5



JACKSON COUNTY
 ANIMAL RESCUE CENTER AND GREEN ENERGY PARK
 DILLSBORO, NORTH CAROLINA

SHEET ISSUE NO.	DATE	DESCRIPTION	BY
1	09/2/2020	ISSUE FOR BD+PERMIT	RMF

PRINCIPAL IN CHARGE: ALM
 PROJECT ENGINEER: CDC
 DRAWN BY: TMW

SHEET TITLE: ELECTRICAL DETAILS

SHEET NO. PROJ. NO. 019216.00

E-405