

PLAN KEY NOTES

- TD TRENCH DRAINS, SEE PLUMBING
- SLOPE SLAB TO DRAINS WHERE INDICATED. RIDGE IN SLAB BETWEEN DOG KENNELS TO REACH 0'-0"
- HR HOSE REEL, SEE PLUMBING
- HB FROST PROOF HOSE BIBB, WALL HYDRANT, OR YARD HYDRANT, SEE PLUMBING

ANNOTATION PLAN NOTES


- NOTE
1. SEE A303 FOR EXTERIOR WALL TYPES.
 2. ALL WALLS LABELED SCA ARE TO BE 4" (MIN.) ABOVE FINISH CONCRETE OFFSET U.N.O.
 3. DOWNPOUNTS TO TIE INTO STORMWATER WHERE INDICATED. SEE CIVIL DRAWINGS.
 4. ALL DOWNPOUNTS NOT TIED INTO STORMWATER ARE TO RECEIVE A 5" BLOCK PER CIVIL DRAWINGS.

SLAB PLAN NOTES

1. REFER TO STRUCTURAL DRAWINGS FOR BARRIER, CONTROL JOINTS, SUBGRADE AND DETAILS.
2. COORDINATE WITH CIVIL DRAWINGS FOR SIDEWALKS BEYOND BUILDING PAD. ARROWS INDICATE SLAB SLOPE DIRECTION. SEE ARCHITECTURAL SLAB PLAN FOR TOP OF SLAB ELEVATIONS.
3. SLOPE 3/4" AREA AROUND DRAIN AS INDICATED. SEE PLUMBING DRAWINGS.
4. SLOPE SIDEWALKS AND BLDG PAD PERIMETER AWAY FROM BUILDING U.N.O. SEE ARCHITECTURAL SLAB PLAN FOR TOP OF SLAB ELEVATIONS.
5. ROOM FINISH ALL OUTDOOR CONCRETE TO REMAIN EXPOSED. SEE ROOM FINISH SCHEDULE (RE: EXTERIOR KENNELS) FROM DIRECTION TO FOLLOW SLOPE. SEE ENLARGED SLAB PLANS, SHEETS A702 AND A701 FOR SPECIAL CONDITIONS.
6. TROWEL FINISH ALL INTERIOR CONCRETE TO REMAIN EXPOSED. SEE FINISH SCHEDULE.
7. COORDINATE SLAB ELEVATIONS AT DRAIN WITH PLUMBING FIXTURE REQUIREMENTS. SEE STRUCTURAL AND PLUMBING FOR TRENCH DRAIN COORDINATION AND DETAILS. SEE ARCHITECTURAL SLAB PLAN FOR TOP OF SLAB ELEVATIONS.
8. SUBMIT SLOPE PLAN FOR APPROVAL PRIOR TO BEGINNING WORK.
9. ALL OWNER-PROVIDED EQUIPMENT IS INDICATED WITH DASH REF A302.



CONSULTANT LOGO



JACKSON COUNTY
ANIMAL RESCUE CENTER AND GREEN ENERGY PARK
 DILLSBORO, NORTH CAROLINA

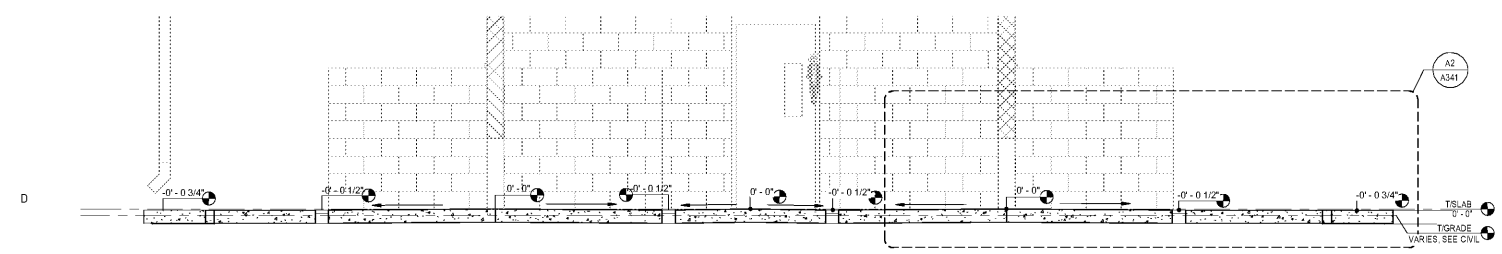
SHEET ISSUE NO.	DATE	DESCRIPTION	BY
1	9/22/2020	ISSUE FOR BID + PERMIT	

PRINCIPAL IN CHARGE: CP
 PROJECT ARCHITECT: CP
 DRAWN BY: ADD

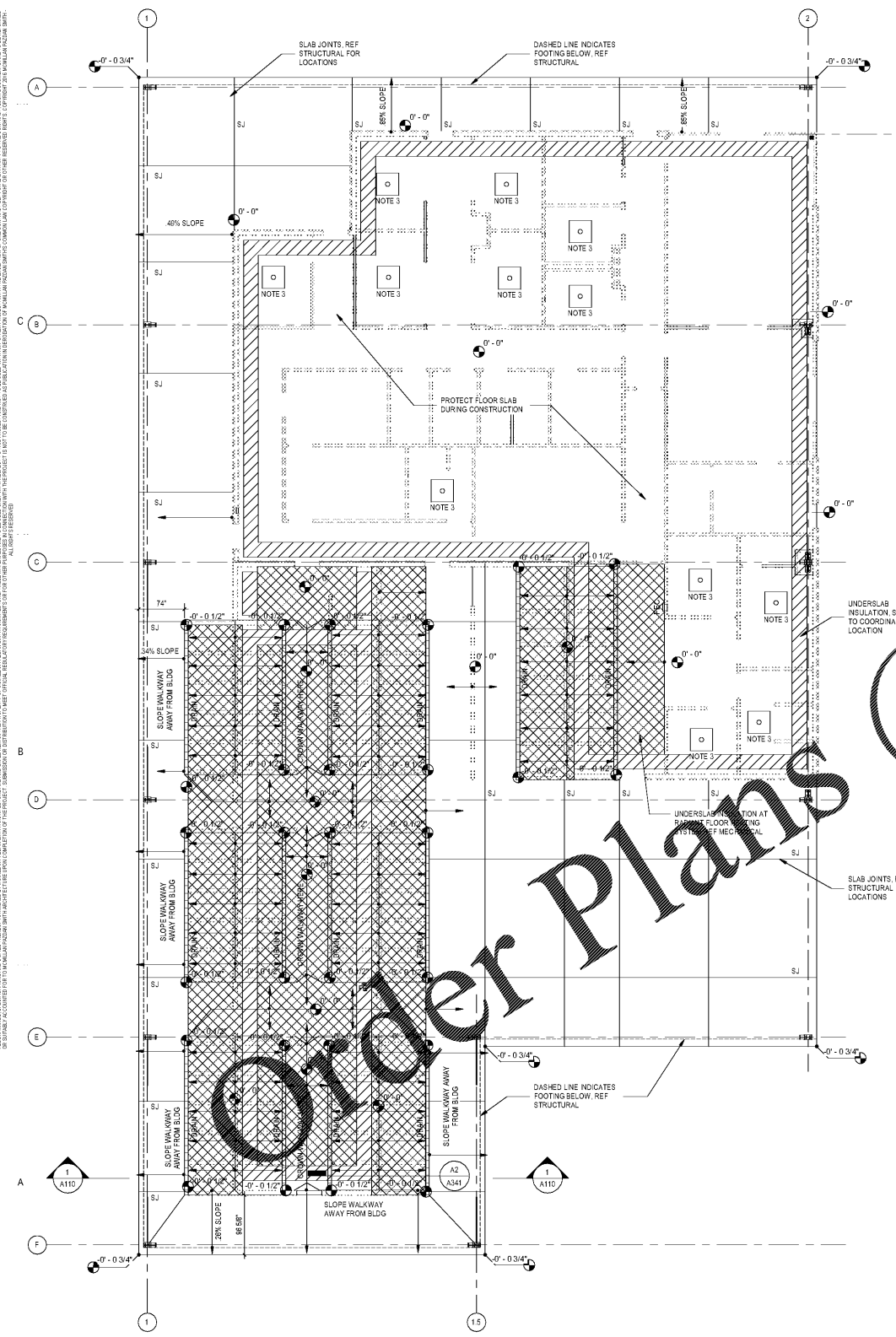
SHEET TITLE:
SLAB PLAN AND ANNOTATION PLAN

SHEET NO. PROJ. NO.
 A110 019216.00

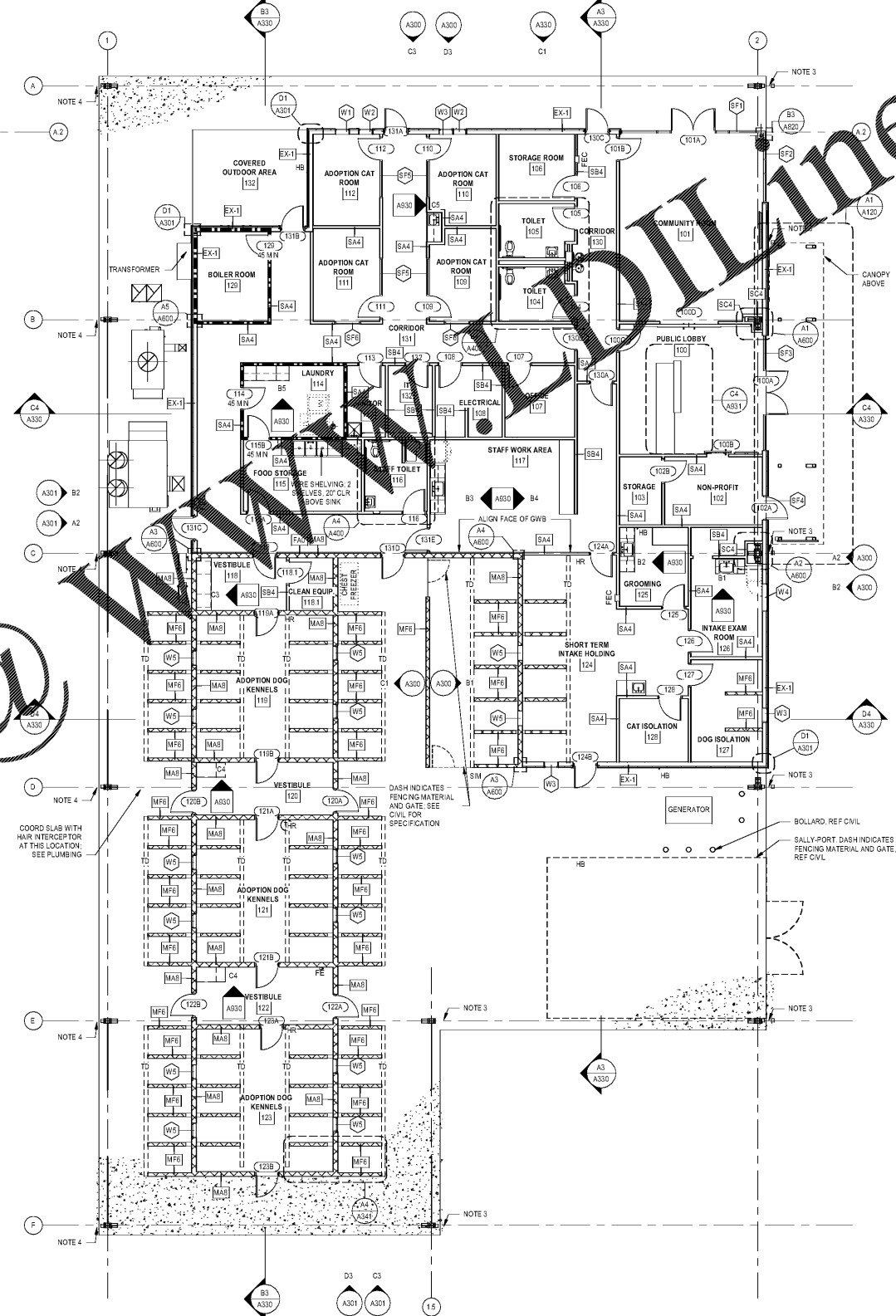
A110



1 SLAB CROSS SECTION AT KENNELS
 3/8" = 1'-0"



A1 SLAB PLAN
 1/8" = 1'-0"



A3 ANNOTATION PLAN
 1/8" = 1'-0"

Order Plans @

WWW.ONLINE.com