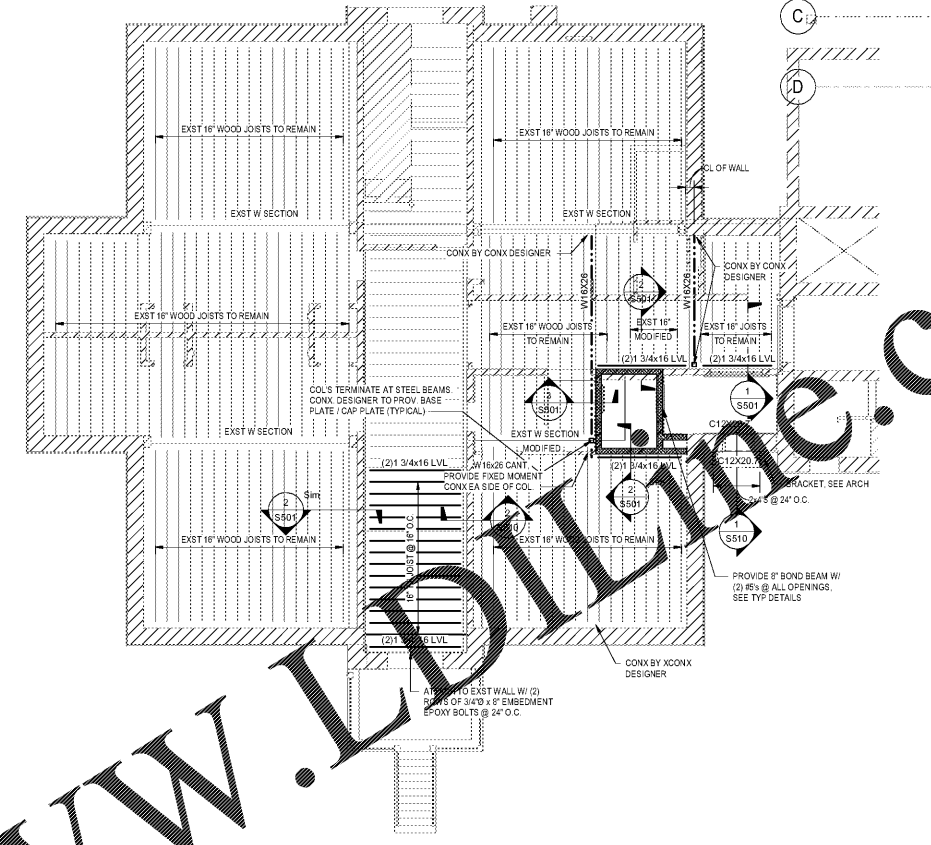
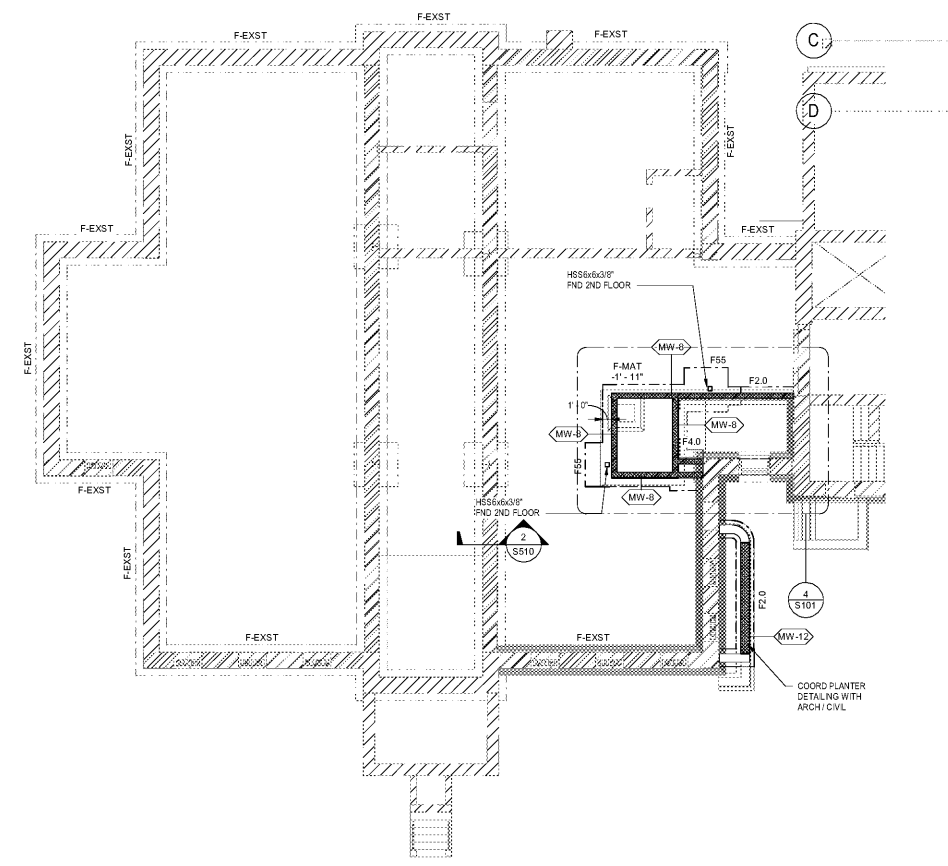


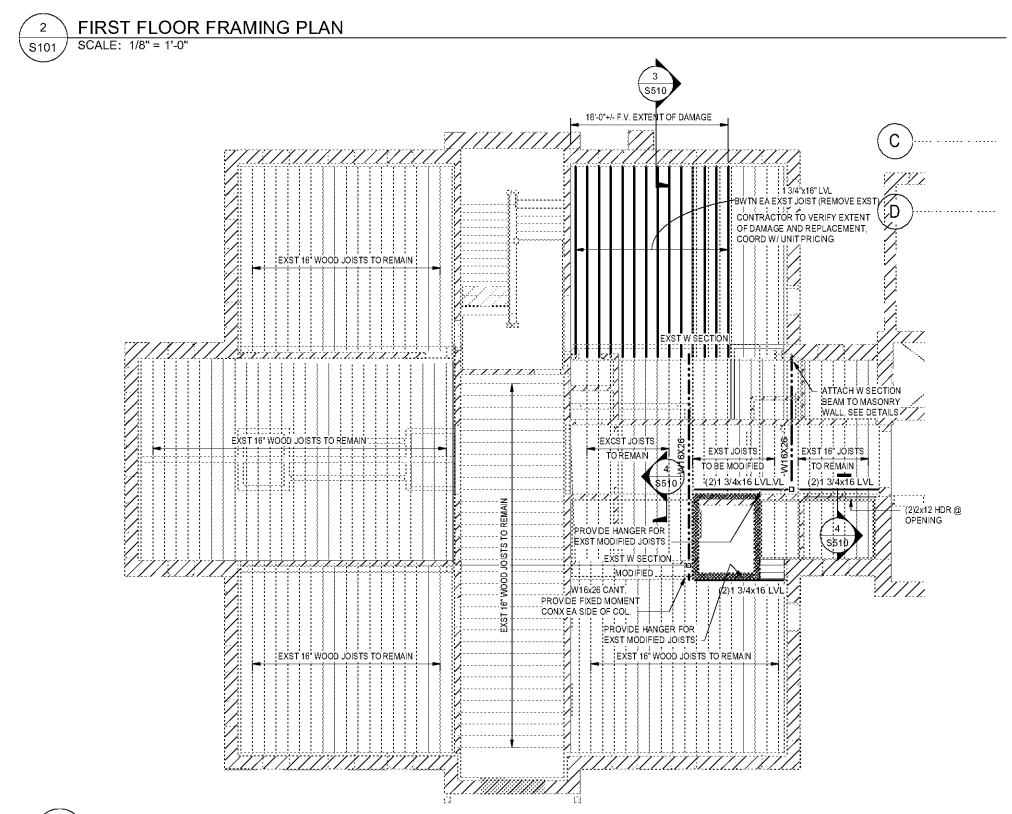
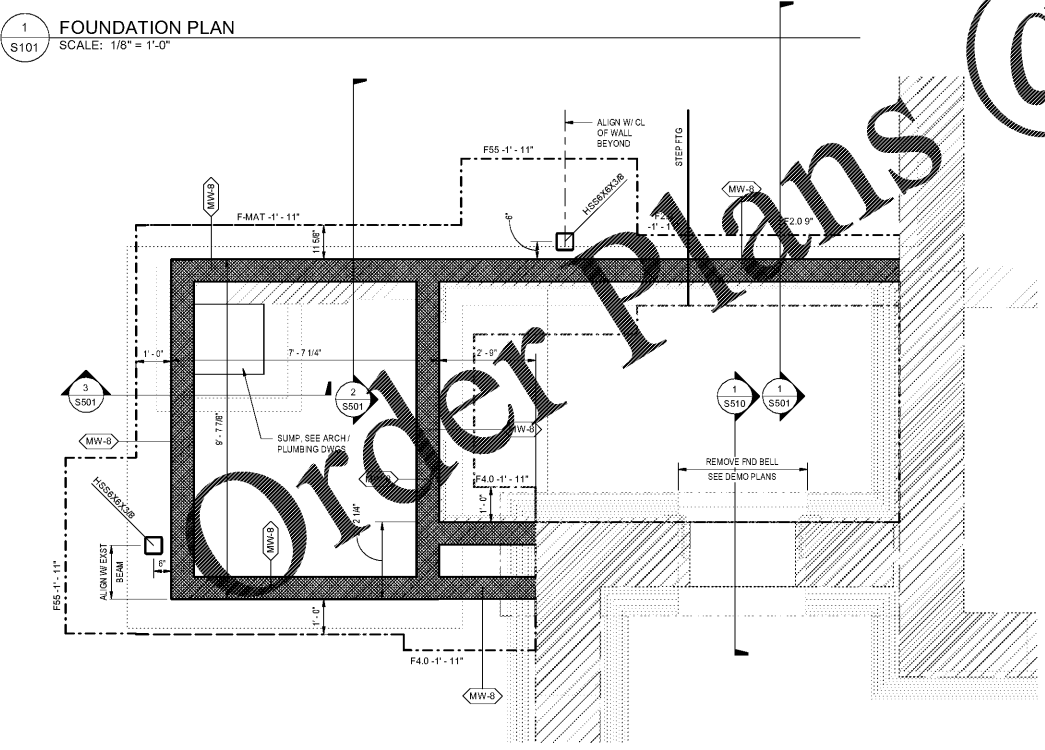
SCOPE OF WORK OCCURS  
IN MULTIPLE PHASES.  
SEE ARCHITECTURAL  
PLANS FOR ALL PHASING  
AND PHASING  
REQUIREMENTS



- FOUNDATION GENERAL NOTES**
- 5/8" STEP FOOTING. SEE TYPICAL DETAILS
  - CENTER ALL SPREAD FOOTINGS BENEATH COLUMNS/PIERS/PLASTERS
  - ALL STRIP FOOTING REINFORCING SHALL BE CONTINUOUS THROUGH SPREAD FOOTINGS
  - PROVIDE CORNER BARS AT ALL STRIP FOOTING CHANGES IN DIRECTION
  - EXTEND STRIP FOOTINGS A MINIMUM OF 6" PAST END OF WALL AT FOOTING TERMINATIONS. UNO

SPREAD FOOTING SCHEDULE					
FOOTING TYPE	LENGTH	WIDTH	THICKNESS	BOTTOM REINFORCING	TOP REINFORCING
F2.0	3'-0"	2'-0"	1'-0"	(3) #5 CONT	(3) #5 CONT
F4.0	3'-0"	4'-7 5/8"	1'-0"	(5) #5 CONT	(5) #5 CONT
F5.0	9'-0"	9'-0"	1'-0"	(6) #5	(6) #5
FMAT	11'-7 1/2"	9'-7 1/4"	1'-0"	#5 @ 12" O.C. EA WAY	#5 @ 12" O.C. EA WAY

CMU Wall Schedule			
Type Mark	Type	VERTICAL REIN	WOOD BEAM
MW-8	8" CMU	#5 @ 24" O.C.	N/A
MW-12	12" CMU	#5 @ 32" O.C.	N/A



4 PARTIAL FND PLAN  
SCALE: 1/2" = 1'-0"

3 SECOND FLOOR FRAMING PLAN  
SCALE: 1/8" = 1'-0"

SHEET ISSUE

REV	DATE	DESCRIPTION
A	01/27/2020	SD PRICING SET
B	03/06/2020	DD SET
C	04/10/2020	PERMIT SET
E	07/02/2020	ISSUED FOR BIDS

PERMIT SET 04/10/2020  
PRINCIPAL IN CHARGE RCS  
PROJECT ENGINEER RCS  
DRAWN BY RCS

SHEET TITLE  
**FOUNDATION & FRAMING PLANS**

SHEET NO. PROJ. NO.  
15477.01  
CEG NO. 2019-0480

**S101**