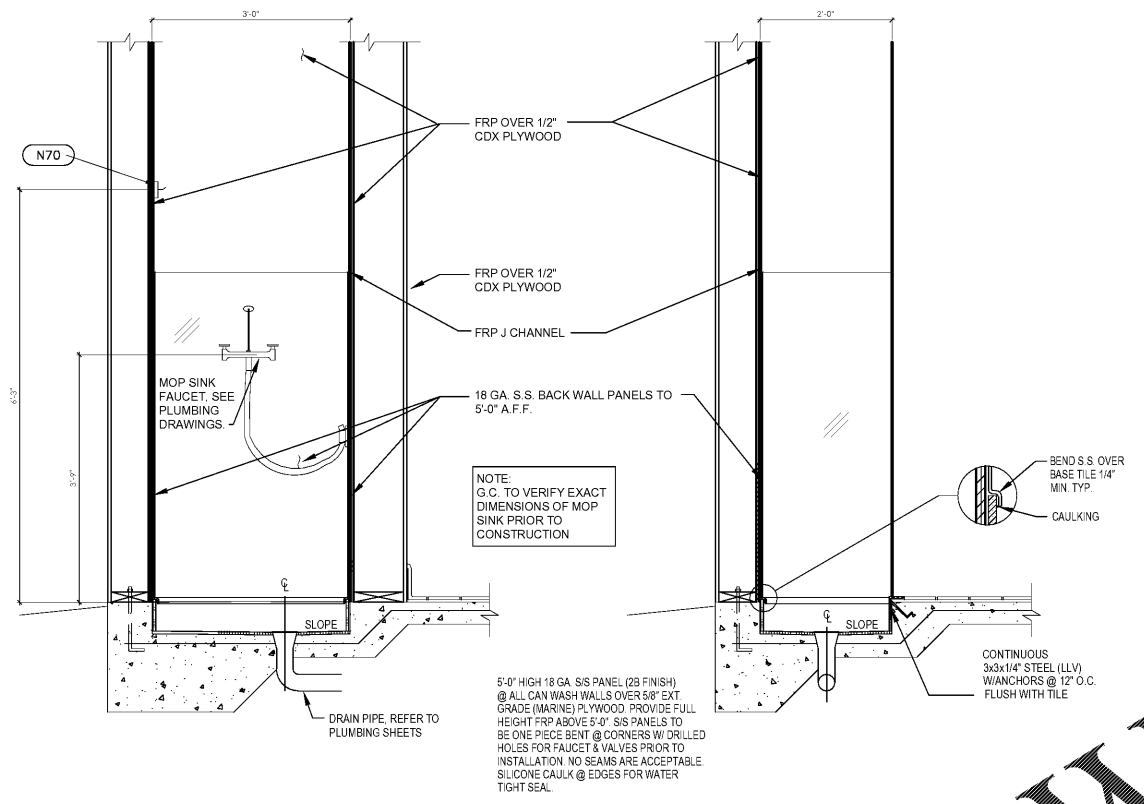


ARCHITECTURE ENGINEERING, P.C. SHALL RETAIN ALL COMMON LAW, STATUTORY AND OTHER RESERVED RIGHTS, INCLUDING THE COPYRIGHT THEREIN. OTHER ARCHITECTURE ENGINEERING, P.C. SHALL RETAIN ALL COMMON LAW, STATUTORY AND OTHER RESERVED RIGHTS, INCLUDING THE COPYRIGHT THEREIN.



4 MOPSINK
A16 3/4"=1'-0"

5 MOPSINK
A16 3/4"=1'-0"

3 CABINET ENCLOSURE
A16 NTS

2 DETAIL @ CHAIR RAIL
A16 6"=1'-0"

MODELS

SRW26US / SRW26USG

SmartRack® Wall-Mount Rack Enclosure Cabinets

26 Rack Units
230 lb. Load Rating
Sturdy Steel Construction
Locking Doors & Side Panels
Clear Acrylic Front Windows (SRW26USG only)
Hinged Wall Bracket
Standard 19" Rack Width
Convenient Cable Access
Adjustable Mounting Rails
Ventilated for Ample Airflow
Reversible Cabinet Mounting
Square Threaded Hole Mounting

A Front Door
Lockable/Reversible (optional SRW26USG door has clear acrylic window)

B Adjustable Mounting Rails (4)
(Support square and threaded mounting spacers)

C Side Panels (2)
(Lockable/Reversible)

D Hinged Wall Bracket
(Lockable/Reversible; allows the cabinet to swing away from the wall for convenient access to equipment and cabling)

E Cable Access Port Covers (6)
(Removable)

F Ventilation Fan Ports (4)
(Support optional SRW26USG fan kit)

G Keys (2)

Also includes: Owner's manual, cabinet ground screw, pre-installed board door ground wire and adjustment equipment mounting hardware (48 capscrews, 48 mounting screws, 48 #12-24 screws, 48 washers)

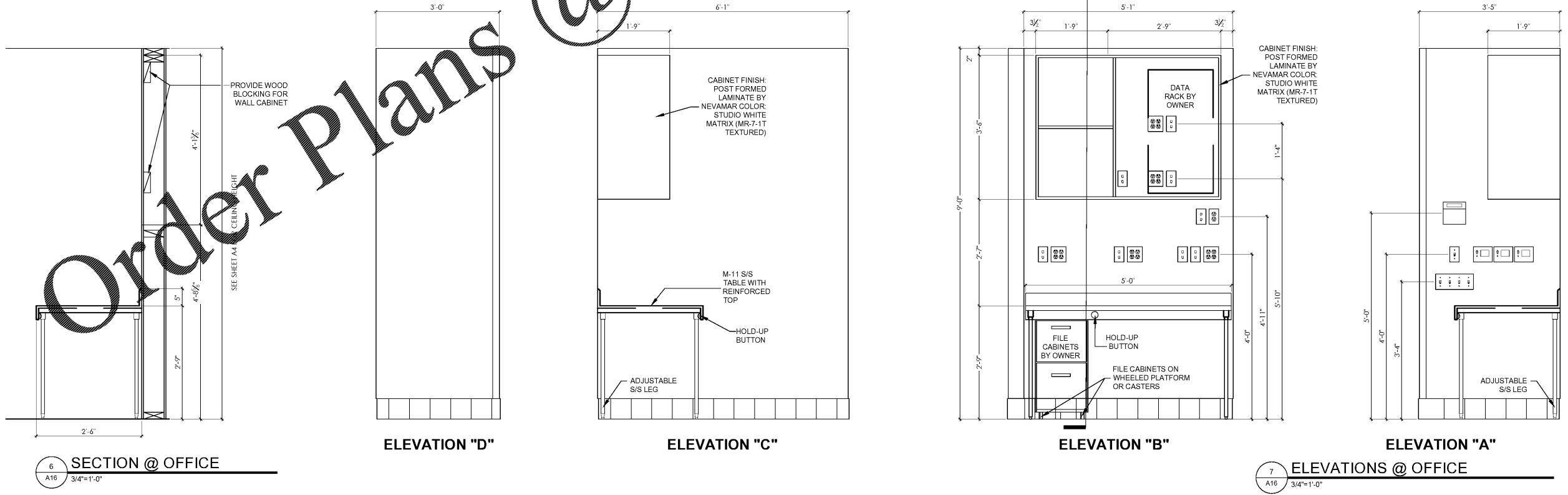
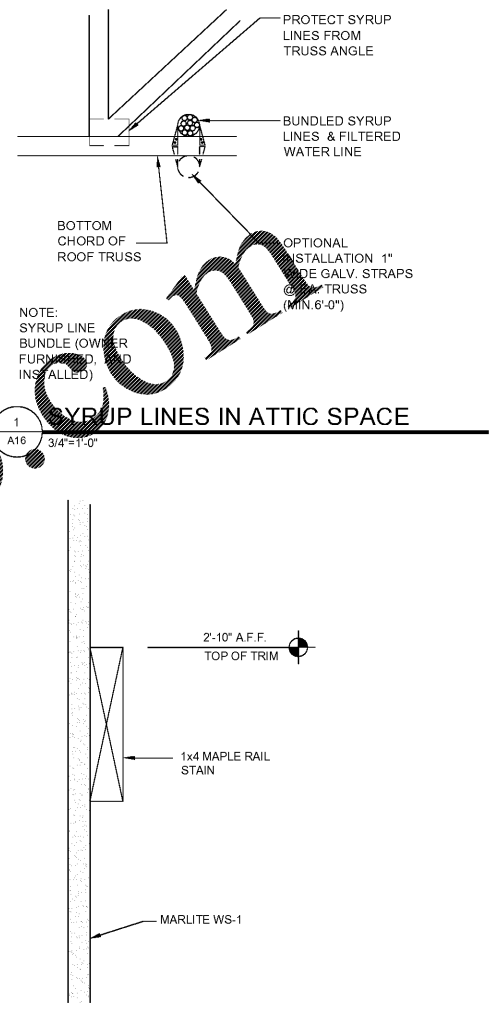
Wall-mount enclosure provides convenient, locking storage for network devices and other equipment that should be off the floor, out of the way and secure. The cabinet is fully reversible, allowing installers to change door hinges from left to right by simply rotating the unit 180 degrees before mounting. The hinged wall bracket allows cabinet to swing away from the wall for convenient access to equipment and cabling.

SEE NEXT PAGE FOR DETAILED UNIT MEASUREMENTS

Specifications

Model	SRW26US / SRW26USG
Rack Spaces	26U
Equipment Mounting Depth	Up to 23.5 in. (591 mm)
Load Rating*	230 lb. (104 kg)
Unit Dimensions (H x W x D)	36 x 22.5 x 21.52 in. (914 x 571 x 546.5 mm)
Shipping Dimensions (H x W x D)	36 x 22.5 x 21.52 in. (914 x 571 x 546.5 mm)
Unit Weight	115 lb. (52 kg)
Shipping Weight	140 lb. (63 kg)
Standards	Tested to UL 504, IEC 60950-1, IEC 60950-2, IEC 60950-3, IEC 60950-4, IEC 60950-5, IEC 60950-6, IEC 60950-7, IEC 60950-8, IEC 60950-9, IEC 60950-10, IEC 60950-11, IEC 60950-12, IEC 60950-13, IEC 60950-14, IEC 60950-15, IEC 60950-16, IEC 60950-17, IEC 60950-18, IEC 60950-19, IEC 60950-20, IEC 60950-21, IEC 60950-22, IEC 60950-23, IEC 60950-24, IEC 60950-25, IEC 60950-26, IEC 60950-27, IEC 60950-28, IEC 60950-29, IEC 60950-30, IEC 60950-31, IEC 60950-32, IEC 60950-33, IEC 60950-34, IEC 60950-35, IEC 60950-36, IEC 60950-37, IEC 60950-38, IEC 60950-39, IEC 60950-40, IEC 60950-41, IEC 60950-42, IEC 60950-43, IEC 60950-44, IEC 60950-45, IEC 60950-46, IEC 60950-47, IEC 60950-48, IEC 60950-49, IEC 60950-50, IEC 60950-51, IEC 60950-52, IEC 60950-53, IEC 60950-54, IEC 60950-55, IEC 60950-56, IEC 60950-57, IEC 60950-58, IEC 60950-59, IEC 60950-60, IEC 60950-61, IEC 60950-62, IEC 60950-63, IEC 60950-64, IEC 60950-65, IEC 60950-66, IEC 60950-67, IEC 60950-68, IEC 60950-69, IEC 60950-70, IEC 60950-71, IEC 60950-72, IEC 60950-73, IEC 60950-74, IEC 60950-75, IEC 60950-76, IEC 60950-77, IEC 60950-78, IEC 60950-79, IEC 60950-80, IEC 60950-81, IEC 60950-82, IEC 60950-83, IEC 60950-84, IEC 60950-85, IEC 60950-86, IEC 60950-87, IEC 60950-88, IEC 60950-89, IEC 60950-90, IEC 60950-91, IEC 60950-92, IEC 60950-93, IEC 60950-94, IEC 60950-95, IEC 60950-96, IEC 60950-97, IEC 60950-98, IEC 60950-99, IEC 60950-100

TRIPP-LITE
1111 W. 35th Street
Chicago, IL 60609 USA
773.869.1234
www.tripp-lite.com



6 SECTION @ OFFICE
A16 3/4"=1'-0"

ELEVATION "D"

ELEVATION "C"

ELEVATION "B"

7 ELEVATIONS @ OFFICE
A16 3/4"=1'-0"

ELEVATION "A"

PROGRESSIVE ARCHITECTURE ENGINEERING, PC
330 South Tryon St, Suite 500 | Charlotte, NC 28202 | 704.731.8800 | www.progressiveae.com

POPEYE'S LOUISIANA KITCHEN
921 CONCORD PARKWAY SOUTH
CONCORD, NC, 28027

FOR CONSTRUCTION

If this document is sealed and signed in a digital or electronic format and is received from someone other than the sealing professional identified in the document, you must contact the sealing professional in writing to validate the authority of the document. The sealing professional disclaims the seal and signature and shall not be liable for any liability associated with it where the authority of any digital or electronic seal or signature has not been validated in this manner.

ISSUANCE
PERMIT SUBMITTAL 08/14/2020

REVISIONS
NO. DATE DESCRIPTION

FILE NUMBER 86560010
PROJECT MANAGER DRG
PROFESSIONAL JRD
DRAWN BY DRG
CHECKED BY DS

MISC. ELEVATIONS & DETAILS
A16