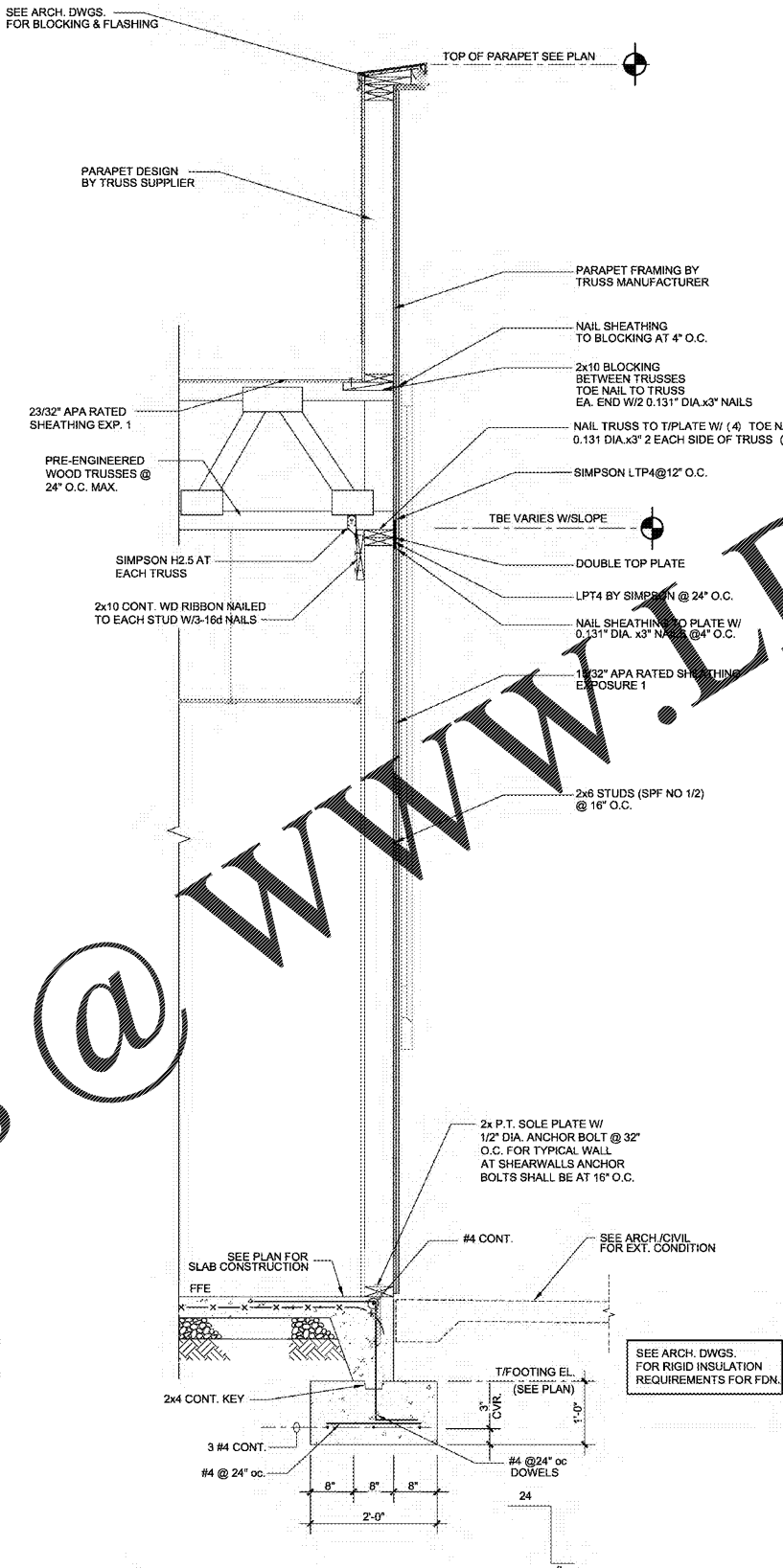
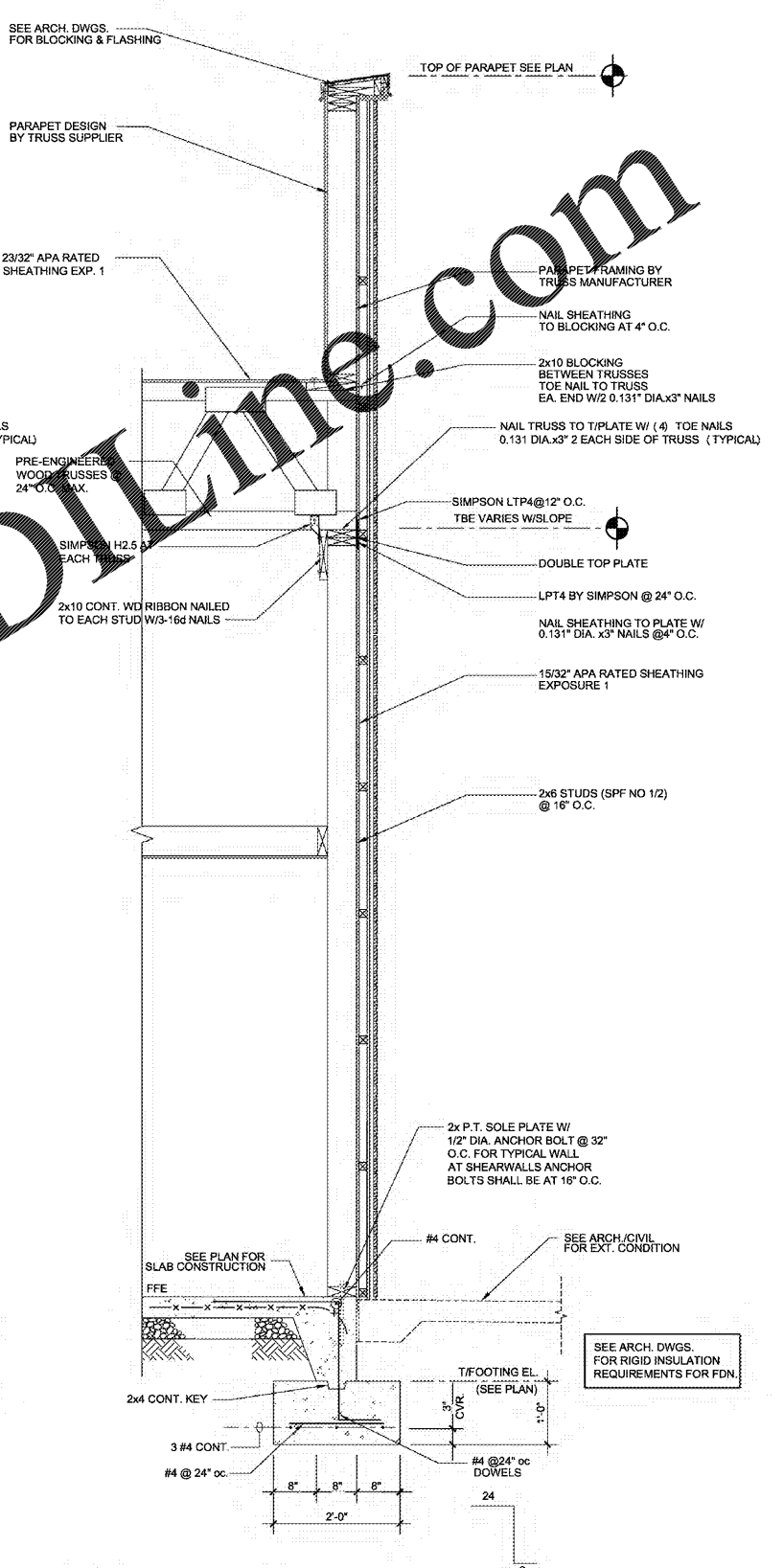


1 WALL SECTION  
S6 3/4" = 1'-0"



2 WALL SECTION  
S6 3/4" = 1'-0"




3 WALL SECTION  
S6 3/4" = 1'-0"

Order Plans @ www.lldilme.com

www.lldilme.com

THIS DOCUMENT HAS BEEN PREPARED BY ARP ENGINEERING, INC. AS AN INSTRUMENT OF SERVICE AND ARP ENGINEERING, INC. SHALL RETAIN ALL COMMON LAW, STATUTORY AND OTHER RESERVED RIGHTS, INCLUDING THE COPYRIGHT THEREIN.

progressive | ae



LEBLON FRANCHISING HOLDINGS, LLC. POPEYE'S LOUISIANA KITCHEN 921 CONCORD PARKWAY SOUTH, CONCORD, NC, 28027

ARP ENGINEERING CONSULTING ENGINEERS  
202 EAST FRANKLIN STREET, SUITE A  
PO BOX 561, PO BOX 561  
704 221 2079 and 10  
CONTACT: aev@arpeng.com  
NC COA 0284



If this document is sealed and signed in a digital or electronic format and is received from someone other than the sealing professional identified in the document, you must contact the sealing professional in writing to validate authenticity of the document. The sealing professional disclaims the seal and signature and shall not be liable for any liability associated with it where the authenticity of any digital or electronic seal or signature has not been validated in this manner.

ISSUANCE  
PERMIT SUBMITTAL 08/14/2020

NO.	DATE	DESCRIPTION
AEI PROJECT No.		20091
FILE NUMBER		
PROJECT MANAGER		DS
PROFESSIONAL EOR		LDA
DRAWN BY		CADD
CHECKED BY		LDA

WALL SECTIONS  
S6