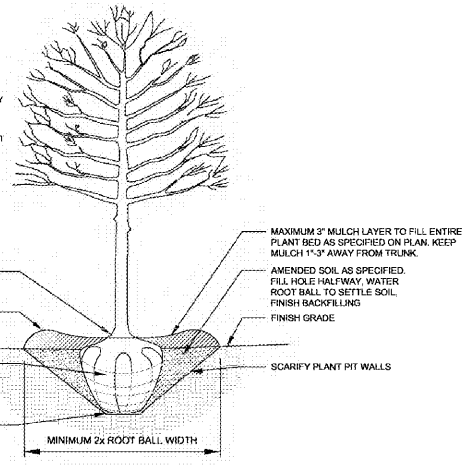


NOTES

1. REMOVE WIRE AND NYLON TWINE FROM BALL AND CANOPY.
2. SOAK ROOT BALL AND PLANT 1/2 HOURS IMMEDIATELY AFTER INSTALLATION.
3. DO NOT STAKE OR WRAP TRUNK UNLESS:
 - 3.1 TREE HAS A LARGE CROWN.
 - 3.2 PLANTING SITE IS CONSIDERABLY WINDY OR IS A STEEP SLOPE.
 - 3.3 PLANTING SITE IS SUSCEPTIBLE TO VANDALISM.
4. REMOVE ALL TAGS AND LABELS FROM PLANT MATERIAL.
5. PRUNE DEAD, BRUSHY, RUBBING OR CROSSING BRANCHES, AND ANY SUCKERS AFTER PLANTING. DO NOT TOP TREES.

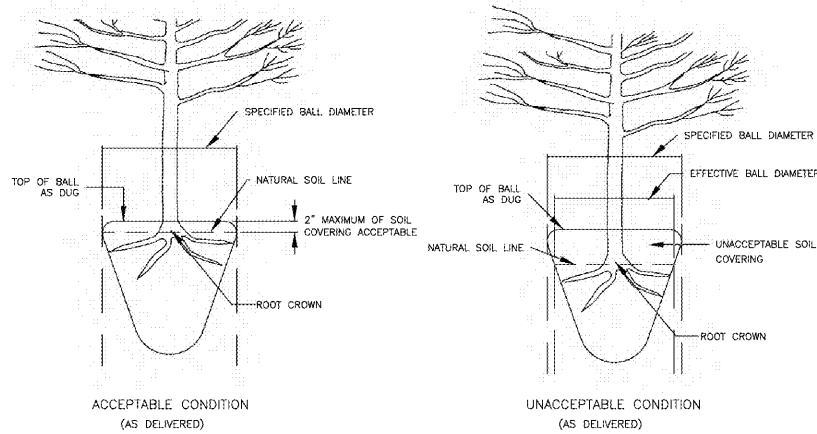


ALL TREES SHALL MEET AMERICAN STANDARD FOR NURSERY STOCK (ANSI Z60.1-2004)

FOR EXAMPLE:	CALIPER	HEIGHT (RANGE)	MAX. HEIGHT	MIN. ROOT BALL DIA.	MIN. ROOT BALL DEPTH
	2"	12'-14'	16'	24"	18"
	3"	14'-16'	18'	30"	24"

TYPICAL TREE PLANTING
(FOR SINGLE AND MULTI-STEM TREES)

NOT TO SCALE



NOTE:

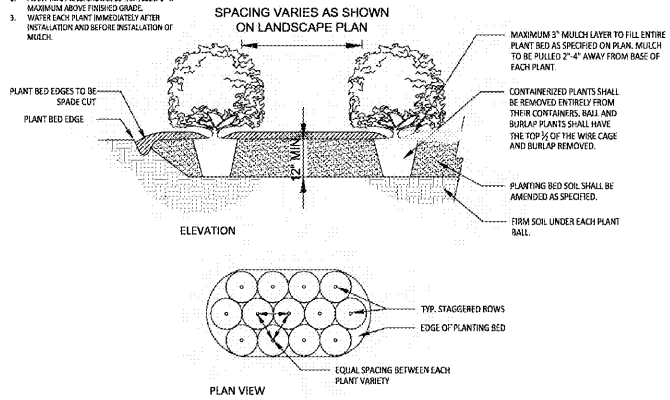
A ROOT FLARE EXCAVATION FOR ALL TREES SPECIFIED WILL BE DONE BY THE CITY ARBORIST TO ENSURE THAT TREES WERE NOT PLANTED/CROWN TOO DEEPLY AT SOURCE (NURSERY). LANDSCAPE CONTRACTOR SHALL HAVE SUPPLIER MARK GROUND LEVEL LINE ABOVE ROOT BALL. IF CITY ARBORIST DETERMINES THAT THERE IS EXCESSIVE SOIL OVER THE ROOT CROWN, THESE TREES WILL BE REJECTED.

ROOT FLARE DEPTHS
(THREE ROOT BALL CONDITION ON TREES FROM SUPPLIERS)

NOT TO SCALE

NOTES

1. SCARIFY ROOT MASS OF CONTAINERIZED PLANTS.
2. PLANT ROOT BALL SHOULD BE INSTALLED 1"-2" MAXIMUM ABOVE FINISHED GRADE.
3. WATER EACH PLANT IMMEDIATELY AFTER INSTALLATION AND BEFORE INSTALLATION OF MULCH.

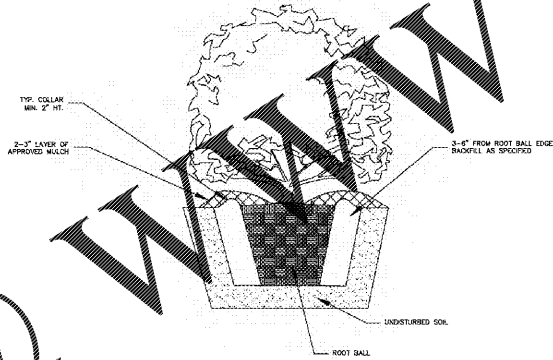


TYPICAL SHRUB PLANTING

NOT TO SCALE

NOTES:

1. SCARIFY ROOT MASS OF CONTAINERIZED PLANT MATERIAL.
2. INSTALL CONTAINERIZED PLANTS AT FINISHED GRADE.
3. TAMP PLANTING MIX FIRMLY AS PIT IS FILLED AROUND EACH PLANT BALL.
4. OMIT COLLAR AROUND EACH SHRUB WHEN IRRIGATION SYSTEM IS PRESENT.
5. SOAK EACH PLANT BALL AND PIT IMMEDIATELY AFTER INSTALLATION.



INDIVIDUAL SMALL SHRUB/TREE PLANTING

NOT TO SCALE

Order Plans @ www.LDILine.com

STIPULATION FOR REUSE

THIS DRAWING WAS PREPARED FOR USE ON THE SPECIFIC SITE, NAMED HEREON, CONTEMPORANEOUSLY WITH ITS ISSUE DATE AS LISTED HEREON AND IT IS NOT SUITABLE FOR USE ON A DIFFERENT PROJECT SITE OR AT A LATER TIME. USE OF THIS DRAWING FOR REFERENCE OR EXAMPLE ON ANOTHER PROJECT REQUIRES THE SERVICES OF PROPERLY LICENSED ARCHITECTS AND ENGINEERS. REPRODUCTION OF THIS DRAWING FOR REUSE ON ANOTHER PROJECT IS NOT AUTHORIZED AND MAY BE CONTRARY TO THE LAW.

POPEYE'S
915 CONCORD PARKWAY SOUTH
CONCORD, NC 28027


MODIFICATION LOG

NO.	DATE	DESCRIPTION

JOB NUMBER: C200030
CHECKED BY: CMJ
DRAWN BY: CDA
DATE: 8-19-2020

AMERICAN Engineering
American Engineering Associates - Southeast, P.A.
8009 Corporate Center, Dr. - Suite 110
Charlotte, NC 28226
704-375-2438
FIRM # C-3681

North Carolina 811
*** 3 Days Before Digging ***
North Carolina 811
811 or 1-800-632-4999
Remove Ticket Entry
<http://nc811.org/subscribe/subscribeentry.htm>



LANDSCAPE NOTES & DETAILS

SHEET: **C8.4**