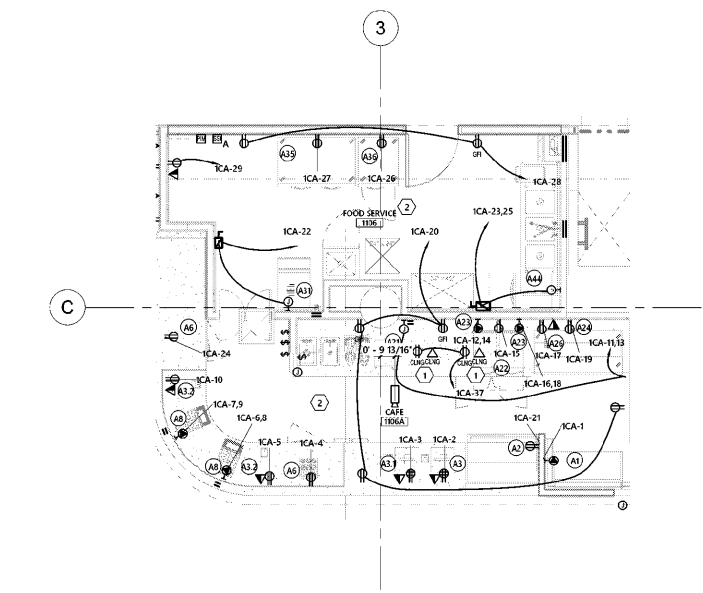




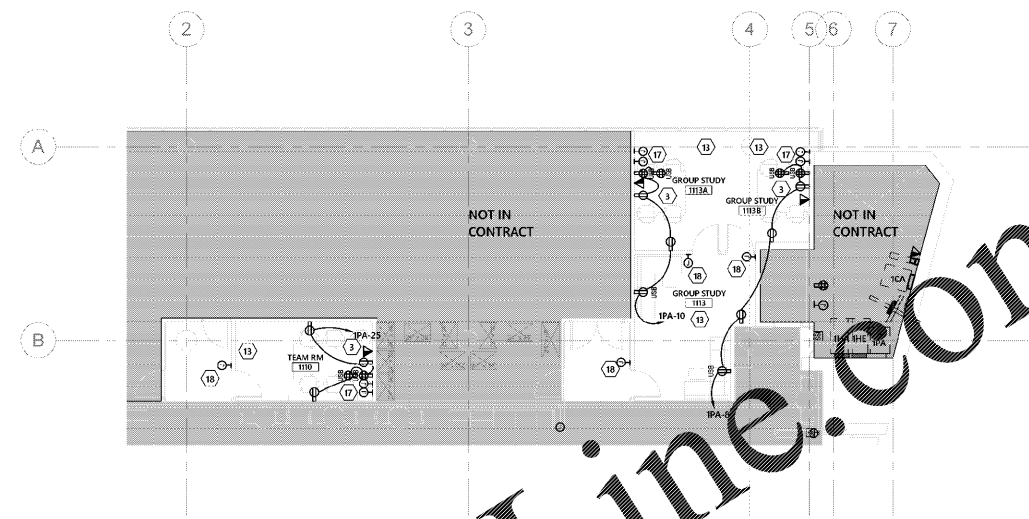
ISSUE DATE	08/24/2020
PHASE	Bid Set

#	DATE	REVISION

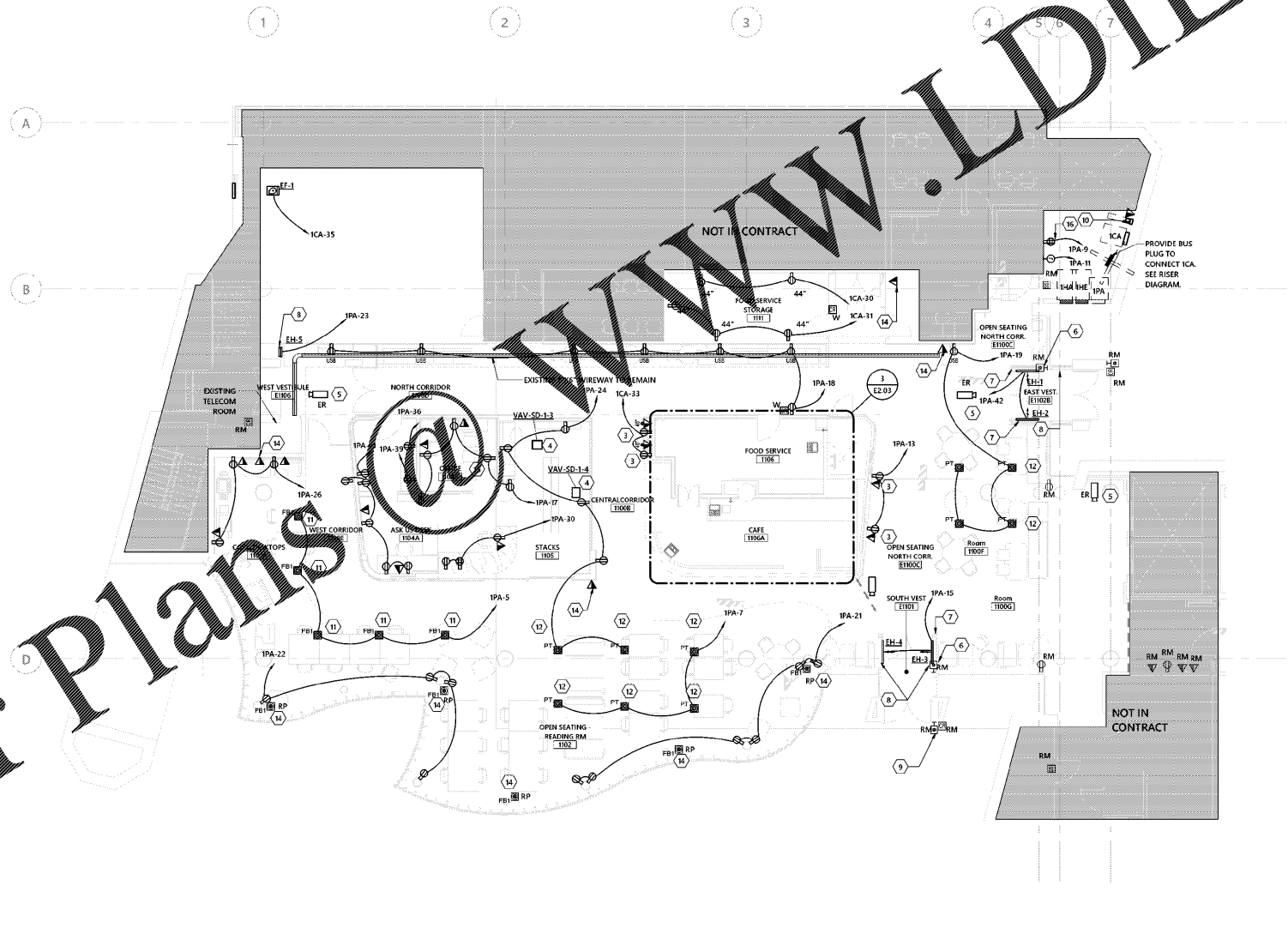
POWER PLAN -
LEVEL 01



3 ENLARGED POWER PLAN
1/4" = 1'-0"



2 LEVEL 01 - POWER FLOOR PLAN - ALT. 2
1/8" = 1'-0"



1 LEVEL 01 - POWER FLOOR PLAN
1/4" = 1'-0"

GENERAL NOTES - POWER

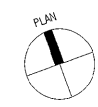
A	WHERE CONNECTED TO A 20A. BRANCH CIRCUIT SUPPLYING AN INDIVIDUAL RECEPTACLE (SIMPLEX OR DUPLEX), THE RECEPTACLE SHALL BE RATED AT 20A.
B	REFER TO SECTION 26 0519 FOR MINIMUM CONDUCTOR SIZE ADJUSTMENTS FOR VOLTAGE DROP.
C	WIRE COUNTS FOR CIRCUIT CONDUCTORS ARE NOT SHOWN. PROVIDE PROPER NUMBER OF CONDUCTORS TO ACHIEVE CIRCUIT AND SWITCHING CONNECTIONS SHOWN.
D	MODIFICATIONS TO NUMBER OF CONDUCTORS IN HOME RUNG IN ADDITION TO CIRCUITS INDICATED ON THIS DRAWING ARE PROHIBITED.
E	CIRCUIT NUMBERS AT DEVICES CORRESPOND TO PANELBOARD BREAKERS (SEE PANELBOARD SCHEDULE). BRANCH CIRCUITS SHALL BE SIZED ACCORDING TO THE CIRCUIT BREAKER RATINGS UNLESS INDICATED OTHERWISE ON THE ELECTRICAL EQUIPMENT SCHEDULE.

KEYNOTES

1	PROVIDE CEILING MOUNTED DEVICES FOR FUTURE DISPLAYS. COORDINATE EXACT LOCATION WITH ARCHITECT PRIOR TO ROUGH-IN.
2	COORDINATE EXACT LOCATION AND REQUIREMENTS OF KITCHEN EQUIPMENT WITH EQUIPMENT VENDOR PRIOR TO ROUGH-IN.
3	COORDINATE EXACT LOCATION OF DEVICES FOR DISPLAY WITH ARCHITECT PRIOR TO ROUGH-IN.
4	EXTEND EXISTING CIRCUIT AND RECONNECT RELOCATED VAV BOX TO OPERATE AS BEFORE.
5	NEW LOCATION OF EXISTING CAMERA. COORDINATE EXACT LOCATION WITH SAT AND PROVIDE CONDUIT TO EXISTING SSI BOX.
6	EXISTING DOOR ACTUATOR. REMOVE EXISTING SURFACE MOUNTED WIRING AND WIRING. PROVIDE NEW WIRING CONCEALED IN MULLION. RECONNECT TO OPERATE AS BEFORE.
7	ALT. #3 - RELOCATE EXISTING DOOR ACTUATOR. PROVIDE NEW WIRING CONCEALED IN NEW MULLION AND RECONNECT TO OPERATE AS BEFORE.
8	ALT. #3 - CONNECT HEATER. COORDINATE EXACT LOCATION AND REQUIREMENTS WITH MECH CONTRACTOR PRIOR TO ROUGH-IN. DISCONNECT PROVIDED BY MECH CONTRACTOR.
9	ALT. #4 - NEW LOCATION OF EXISTING DOOR ACTUATOR AND CARD HEADER. RECONNECT TO OPERATE AS BEFORE.
10	PROVIDE NEXUS 1262 METER FOR PANEL ICA.
11	SAW CUT AND PATCH FLOOR AS REQUIRED FOR FLOOR BOX. COORDINATE EXACT LOCATION OF FLOOR BOX WITH ARCHITECT PRIOR TO SAW CUT.
12	COORDINATE EXACT LOCATION OF POKE THRU WITH ARCHITECT PRIOR TO CORE DRILL.
13	ALT. #2 - PROVIDE CAMBRIDGE QT SOUND MASKING SYSTEM.
14	PROVIDE DATA OUTLET FOR WAP INSTALLED BY COMTECH 18" BELOW CEILING. COORDINATE EXACT LOCATION WITH COMTECH PRIOR TO ROUGH-IN.
15	PROVIDE CAMBRIDGE QT SOUND MASKING SYSTEM.
16	SEE DETAIL #2/ES.01.
17	PROVIDE JUNCTION BOX FOR AV INPUT AND AV CONTROL PANEL ABOVE TABLE. COORDINATE EXACT LOCATION AND REQUIREMENTS WITH ARCHITECT PRIOR TO ROUGH-IN.
18	PROVIDE JUNCTION BOX FOR ROOM SCHEDULER. COORDINATE EXACT LOCATION WITH ARCHITECT.

ABBREVIATIONS

RE	EXISTING ITEM RELOCATED TO THIS LOCATION.
RL	EXISTING ITEM TO BE RELOCATED.
RM	EXISTING ITEM TO REMAIN.
RP	EXISTING ITEM TO BE REPLACED.
RV	EXISTING ITEM TO BE REMOVED.



Order Plans @ www.LDILine.com