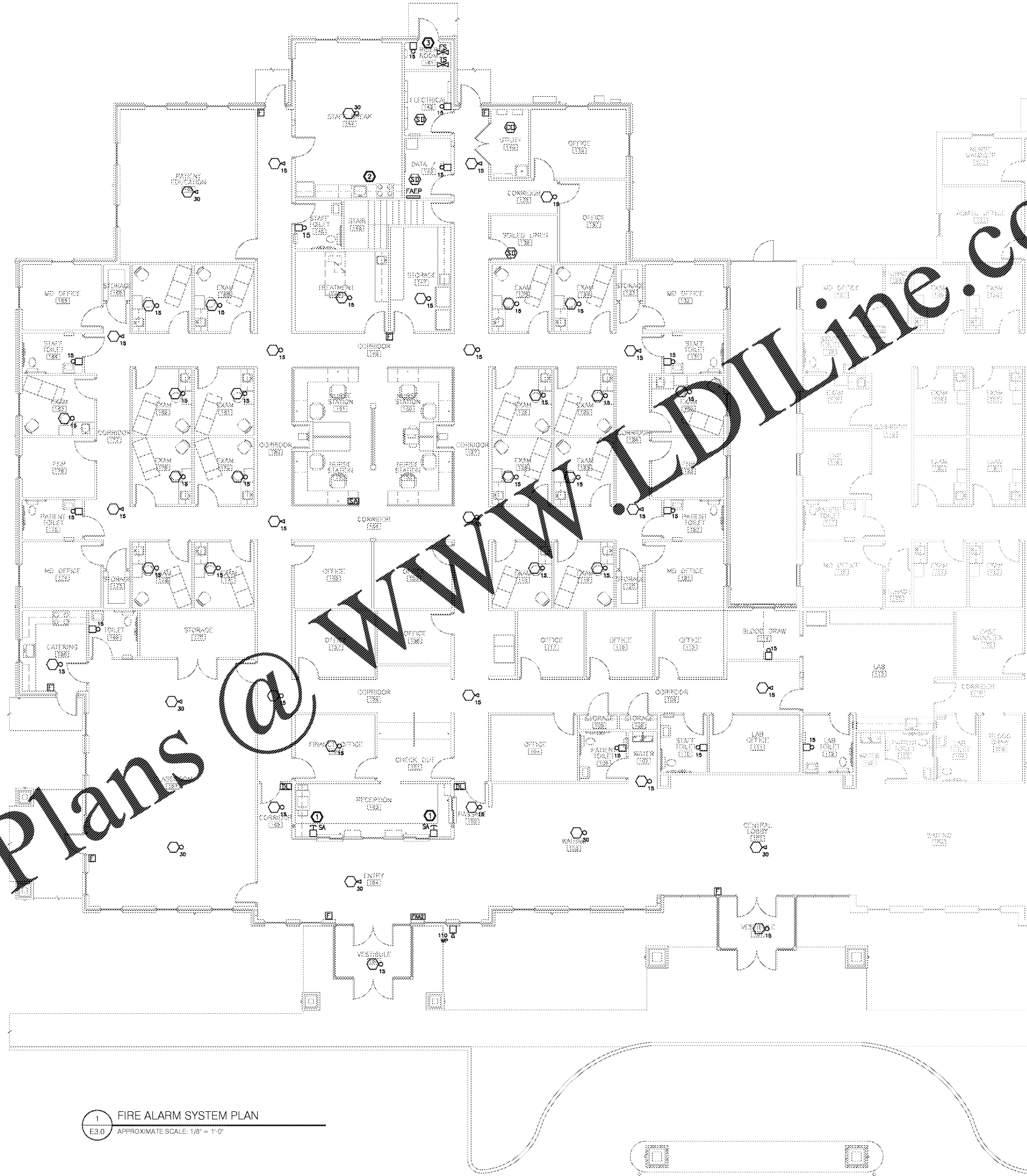


THIS DRAWING AND THE DESIGN SHOWN THEREON ARE THE PROPERTY OF JEFF LEWIS, AIA. THE REPRODUCTION, COPYING OR OTHER USE OF THIS DRAWING WITHOUT WRITTEN CONSENT OF JEFF LEWIS AIA IS PROHIBITED AND INFRINGEMENTS WILL BE SUBJECT TO LEGAL ACTION.



**GENERAL NOTES (FIRE ALARM SYSTEM PLAN):**

1. APPROVED FIRE ALARM SHOP DRAWINGS SHALL BE SUBMITTED TO THE LUGOFF FIRE DEPARTMENT FOR REVIEW AND APPROVAL. SUBMIT TO WILL CATOE, ASSISTANCE CHIEF (803-438-2557) CHIEF@LUGOFFFIRE.COM


**KEYNOTES (FIRE ALARM SYSTEM PLAN):**

- ① LOCATE SILENT ALARM PUSHBUTTON UNDER COUNTER ON THE BACKSIDE OF THE KEE SPACE APRON OR AS DIRECTED BY OWNER. COORDINATE WITH MECHANICAL FOR ROUTING IN.
- ② PROVIDE ADDRESSABLE MONITORING RELAY MODULE. COORDINATE WITH MECHANICAL FOR EXACT REQUIREMENTS.
- ③ PROVIDE 120V CONNECTION FROM NEAREST STANDBY GENERATOR RECEPTACLE CIRCUIT TO GONG.


1 FIRE ALARM SYSTEM PLAN  
E3.0 APPROXIMATE SCALE: 1/8" = 1'-0"



ENGINEERING, LLC  
5728 South River Road  
Columbia, SC 29212  
803.733.2306 (Phone)  
803.733.4511 (Fax)  
eti@etiservices.net  
Project Manager  
Troy Leader 4105  
ETI #1812-18105



561 JACOBS MILL POND ROAD  
ELGIN, SOUTH CAROLINA 29945  
803 950 5026 / jle1@jefflewis.com



LUGOFF FACILITY EXPANSION  
SANDHILLS MEDICAL FOUNDATION  
28 BALDWIN AVENUE  
LUGOFF, SOUTH CAROLINA 29078

REV.	DATE	DESCRIPTION
1	08.21.20	BID SET

JOB #16-039-1 07.15.2019

E3.0

FIRE ALARM SYSTEM PLAN