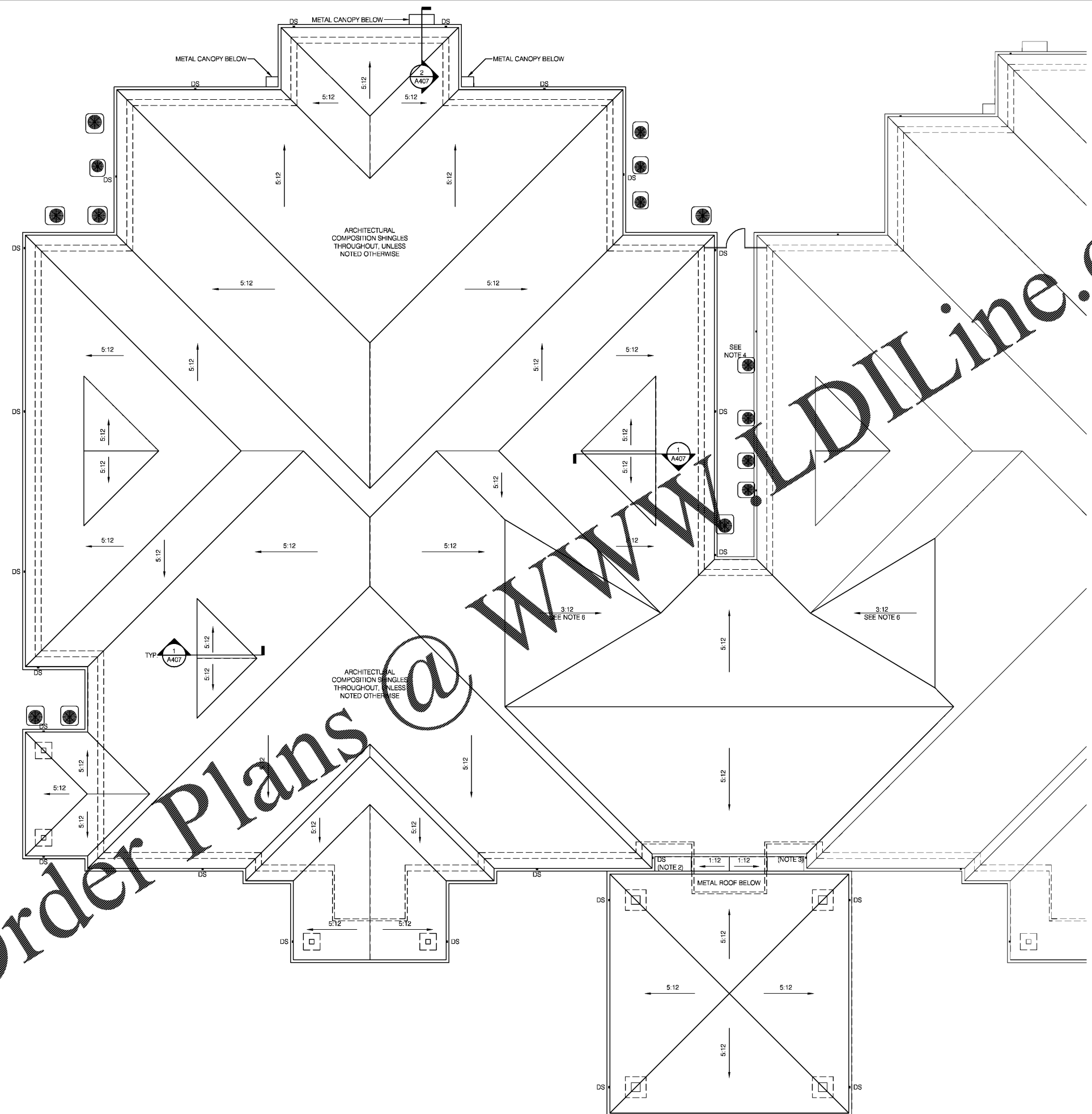
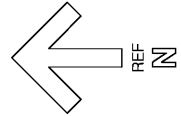


THIS DRAWING AND THE DESIGN SHOWN THEREON ARE THE PROPERTY OF JEFF LEWIS, AIA.-THE REPRODUCTION, COPYING OR OTHER USE OF THIS DRAWING WITHOUT WRITTEN CONSENT OF JEFF LEWIS AIA IS PROHIBITED AND INFRINGEMENTS WILL BE SUBJECT TO LEGAL ACTION.



Order Plans @ WWW.LDILine.com


ROOF NOTES:

1. DS = DOWNSPOUT.
2. TURN DOWNSPOUT 90° OUT AWAY FROM MAIN STOREFRONT WALL.
3. RELOCATE EXISTING DOWNSPOUT & TURN 90° OUT AWAY FROM MAIN STOREFRONT WALL.
4. TIE EXISTING AND NEW DOWNSPOUTS BETWEEN BUILDINGS INTO GROUND PIPING WITH BOOT CONNECTION AS INDICATED ON CIVIL DRAWINGS.
5. NUMBER & LOCATIONS OF DOWNSPOUTS AS SHOWN ARE APPROXIMATE. FINAL LAYOUT OF DOWNSPOUTS BY MANUFACTURER & INSTALLER TO BE APPROVED BY ARCHITECT PRIOR TO FABRICATION & INSTALLATION.
6. INSTALL WATER & ICE SHIELD BELOW 3:12 ROOF OVERBUILDS.

1 ROOF PLAN
A104 1/8" = 1'-0"



581 JACOBS MILL POND ROAD
ELGIN, SOUTH CAROLINA 29045
803.960.5026 / jle1@jefflewis.com



LUGOFF FACILITY EXPANSION
SANDHILLS MEDICAL FOUNDATION

28 BALDWIN AVENUE
LUGOFF, SOUTH CAROLINA 29078

REV.	DATE	DESCRIPTION

JOB # 16-039-1 07.15.2019

A104

ROOF PLAN