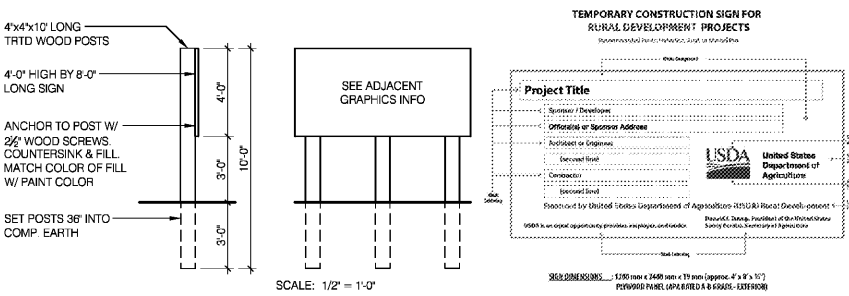


THIS DRAWING AND THE DESIGN SHOWN THEREON ARE THE PROPERTY OF JEFF LEWIS, AIA. THE REPRODUCTION, COPYING OR OTHER USE OF THIS DRAWING WITHOUT WRITTEN CONSENT OF JEFF LEWIS AIA IS PROHIBITED AND INFRINGEMENTS WILL BE SUBJECT TO LEGAL ACTION.

GENERAL NOTES

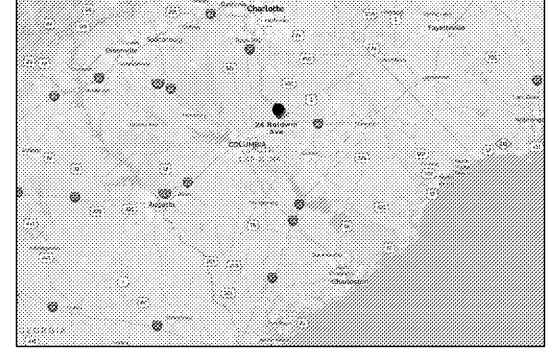
- CONTRACTOR AND SUBCONTRACTORS SHALL VISIT THE SITE PRIOR TO BIDDING TO BECOME FAMILIAR WITH THE EXISTING CONDITIONS AFFECTING THE WORK.
- IN KEEPING WITH PARAGRAPH 3.2.1 OF THE GENERAL CONDITIONS, AIA DOCUMENT A201, THE CONTRACTOR SHALL REVIEW THE CONSTRUCTION DOCUMENTS SO AS TO DETERMINE IF THE INFORMATION SHOWN IS SUFFICIENT FOR HIM TO COMPLETE THE WORK AS DESIGNED. HE SHALL NOTIFY THE ARCHITECT IN WRITING OF ANY ADDITIONAL INFORMATION NEEDED. FAILURE TO NOTIFY THE ARCHITECT CONSTITUTES HIS ACCEPTANCE THAT THE CONSTRUCTION DOCUMENTS ARE SUFFICIENTLY COMPLETE TO ACCOMPLISH THE WORK AND ANY ADDITIONAL INFORMATION PROVIDED SUBSEQUENT TO AWARD OF THE CONTRACT IS SUBJECT TO THE ARCHITECT'S INTERPRETATION.
- EACH TRADE SHALL INSPECT THE PREVIOUS WORK/TRADE WHICH IS TO RECEIVE HIS WORK/TRADE AND SHALL NOTIFY THE GENERAL CONTRACTOR IN WRITING OF ANY UNACCEPTABLE CONDITIONS. BY STARTING WORK HE ACKNOWLEDGES THAT THE PREVIOUS WORK IS SUITABLE TO ACCEPT HIS WORK/TRADE AND TO PRODUCE THE INTENDED RESULTS.
- CONTRACTOR SHALL VERIFY AND COORDINATE FINISH OPENINGS AND DIMENSIONS AFFECTING INSTALLATION OF FABRICATED AND/OR BUILT-IN ITEMS OR EQUIPMENT.
- RUN ALL MECHANICAL AND ELECTRICAL ITEMS AT RIGHT ANGLES TIGHT TO STRUCTURE AND/OR WALLS UNLESS NOTED SPECIFICALLY OTHERWISE.
- WHERE DISCREPANCIES MAY OCCUR BETWEEN PLANS AND SPECIFICATIONS, OR BETWEEN VARIOUS PARTS OF THE PLANS, THE CONTRACTOR SHALL PROVIDE THE GREATER QUANTITY OR BETTER QUALITY INDICATED. THE FOLLOWING PRIORITY LIST SHALL GOVERN OTHER CONFLICTS WHICH MAY OCCUR IN THE DOCUMENTS:
 - SPECIFICATION REQUIREMENTS
 - NOTES ON PLANS
 - SCHEDULES ON PLANS
 - LARGE SCALE DETAILS, SECTIONS, ELEVATIONS
 - SMALL SCALE DETAILS, SECTIONS, ELEVATIONS
 - LARGER SCALE PLANS
 - SMALLER SCALE PLANS
- UNLESS NOTED OTHERWISE, ALL NON PAVED AREAS DISTURBED BY THE CONSTRUCTION SHALL RECEIVE 4" OF TOPSOIL, GRADED FOR POSITIVE DRAINAGE AWAY FROM BUILDINGS, AND HYDROSEEDED WITH A SEED MIXTURE AS DETERMINED BY THE ARCHITECT.
- CONCEALED MECHANICAL AND ELECTRICAL ITEMS SHALL BE INSTALLED IN SUCH A MANNER THAT WILL NOT REQUIRE ARCHITECTURAL ELEMENTS AND/OR FINISHES TO BE ALTERED FROM AS SHOWN ON DRAWINGS.
- UNDER NO CIRCUMSTANCES SHALL THE DRAWINGS BE SCALED. ALL LABELED DIMENSIONS SHALL BE USED IN THE PROGRESS OF THE WORK AS DEFINED. SHOULD ANY ADDITIONAL INFORMATION BE REQUIRED, THE CONTRACTOR SHALL REQUEST THIS INFORMATION IN WRITING FROM THE ARCHITECT PRIOR TO COMMENCEMENT OF WORK.

JOB SIGN DETAILS

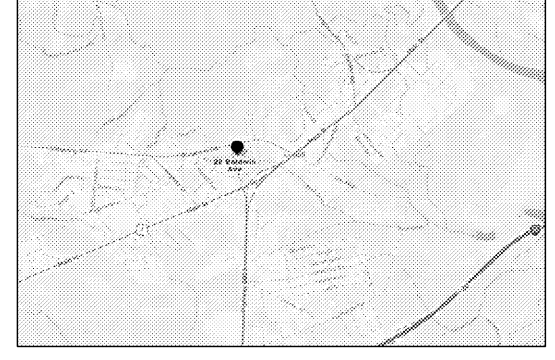


LOCATION MAPS

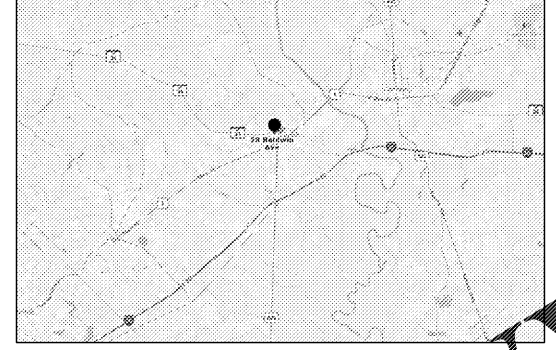
SOUTH CAROLINA MAP




SITE AREA MAP



LUGOFF, SC MAP



SITE LOCATION MAP



SYMBOL LEGEND

SYMBOL CONFIGURATION

1
A101

SYMBOL NUMBER
SHEET REFERENCE

DIMENSION FORMAT

DIMENSION
FACE DIMENSION UNLESS NOTED OTHERWISE

ROOM TAG

ROOM NAME
101
ROOM NUMBER

DOOR NUMBER

101
A
ROOM NUMBER
DOOR NUMBER

WINDOW SYMBOL

1
A101

WINDOW SYMBOL

AREA ENLARGEMENT FLAG

1
A101

DETAIL NUMBER
SHEET ON WHICH DETAIL IS DRAWN

DRAWING TITLE

1
A101

TITLE
1/8" = 1'-0"
NAME OF DRAWING
SCALE OF DRAWING

ELEVATION FLAG

1
A101

ELEVATION NUMBER
SHEET ON WHICH ELEVATION IS DRAWN

DETAIL FLAG

1
A101

DETAIL NUMBER
SHEET ON WHICH DETAIL IS DRAWN
DIRECTION OF DETAIL

SECTION FLAG

1
A101


SECTION NUMBER
SHEET ON WHICH SECTION IS DRAWN

SCHEDULE OF DRAWINGS

SHT. #	SHEET DESCRIPTION						
CVR	COVER SHEET	A102	REFLECTED CEILING PLAN & DETAILS	A503	MILLWORK ELEVATIONS	P201	ENLARGED FIRST FLOOR PLUMBING PLAN - WASTE & VENT
G101	GENERAL INFORMATION	A103	ATTIC PLAN & PORTE-COCHERE PLAN	A504	MILLWORK SECTIONS	P202	ENLARGED FIRST FLOOR PLUMBING PLAN - WATER SUPPLY
G102	BUILDING CODE SUMMARY	A104	ROOF PLAN	A505	MILLWORK SECTIONS	P203	ENLARGED FIRST FLOOR PLUMBING PLAN - WASTE & VENT
C1.0	NOTES	A105	FLOOR FINISH PLAN	A600	ROOM FINISH SCHEDULE	P204	ENLARGED FIRST FLOOR PLUMBING PLAN - WATER SUPPLY
C2.0	EXISTING CONDITIONS & DEMO PLAN	A201	ELEVATIONS	A601	DOOR SCHEDULE & DOOR/WINDOW DETAILS	P205	ENLARGED FIRST FLOOR PLUMBING PLANS
C3.0	LAYOUT PLAN	A301	ENLARGED FLOOR PLANS & TOILET DETAILS	A602	DOOR HEAD, JAMB, & SILL DETAILS	P300	PLUMBING SCHEDULES AND DETAILS
C4.0	EROSION CONTROL PLAN	A401	BUILDING SECTIONS	A603	WINDOW HEAD, JAMB, & SILL DETAILS	FP101	OVERALL FIRST FLOOR FIRE PROTECTION PLAN
C5.0 / C5.1	GRADING PLAN / DRAINAGE PLAN	A402	WALL SECTIONS	S001	STRUCTURAL SPECIFICATIONS	M101	MECHANICAL SCHEDULES
C6.0	UTILITY PLAN	A403	SECTIONS & DETAILS	S100	FOUNDATION PLAN	M201	MECHANICAL DETAILS
C7.0	LANDSCAPING PLAN	A404	SECTIONS & DETAILS	S101	HEADER AND ATTIC FRAMING PLAN	M301	OVERALL MECHANICAL FLOOR PLAN
C7.1	IRRIGATION PLAN	A405	SECTIONS & DETAILS	S102	ROOF FRAMING PLAN	M302	OVERALL MECHANICAL ATTIC PLAN
C8.0	CIVIL DETAILS	A406	SECTIONS & DETAILS	S103	OVERBUILD FRAMING PLAN	M303	OVERALL MECHANICAL PIPING PLAN
C9.0	CIVIL DETAILS	A407	SECTIONS & DETAILS	S104	DRIVE THROUGH FOUNDATION AND ROOF FRAMING PLAN	E0.0	ELECTRICAL SYMBOLS AND DETAILS
C10.0	CIVIL DETAILS	A408	SECTIONS & DETAILS	S200	BUILDING CROSS SECTIONS	E0.1	LIGHTING SCHEDULE AND DETAILS
C11.0	CIVIL DETAILS	A409	SECTIONS & DETAILS	S201	WALL SECTIONS	E0.2	POWER RISER AND PANEL SCHEDULES
C12.0	CIVIL DETAILS	A410	SECTIONS & DETAILS	S202	WALL SECTIONS	E1.0	LIGHTING PLAN
C13.0	CIVIL DETAILS	A411	SECTIONS & DETAILS	S203	WALL SECTIONS AND DETAILS	E2.0	POWER AND COMMUNICATIONS PLAN
C14.0	SCDOT ENCROACHMENT PLAN	A412	FLASHING DETAILS & NOTES	S300	TYPICAL DETAILS	E3.0	FIRE ALARM SYSTEM PLAN
D101	EXISTING / DEMOLITION PLANS	A500	MILLWORK REFERENCE PLAN	S301	TYPICAL DETAILS	E4.0	MECHANICAL WIRING PLAN
LS101	LIFE SAFETY PLAN	A501	MILLWORK ELEVATIONS	S302	TYPICAL DETAILS	E5.0	ATTIC ELECTRICAL PLAN
A101	FLOOR PLAN	A502	MILLWORK ELEVATIONS	P101	OVERALL FIRST FLOOR PLUMBING PLAN	E6.0	EXISTING BUILDING ELECTRICAL PLAN

JEFF LEWIS AIA

561 JACOBS MILL POND ROAD
ELGIN, SOUTH CAROLINA 29045
803.960.5026 / jle1@jefflewis.com



LUGOFF FACILITY EXPANSION
SANDHILLS MEDICAL FOUNDATION

28 BALDWIN AVENUE
LUGOFF, SOUTH CAROLINA 29078

GENERAL INFORMATION

REV.	DATE	DESCRIPTION
1	08/17/20	ADDED CIVIL SHEETS

JOB # 16-039-1 07.15.2019

G101