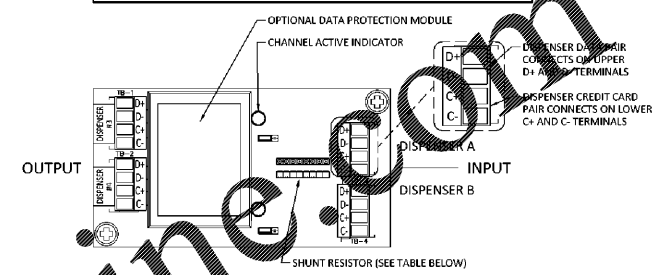
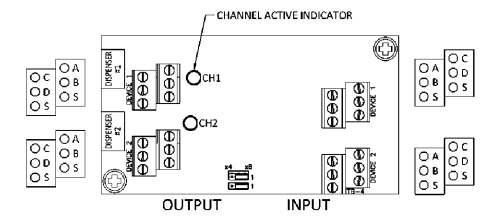


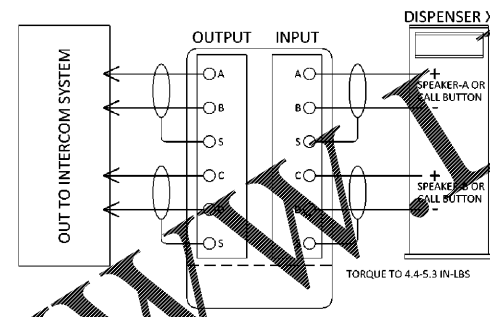


**NOTE TO INSTALLER**  
REGARDLESS OF LABELLING INSIDE OF THE DDS-A DISCONNECT. INPUT WIRING FROM THE DISPENSER SHOULD CONNECT TO THE RIGHT SIDE OF THE DISCONNECT CARD AND OUTPUT WIRING TO THE FUSION SHOULD BE CONNECTED TO THE LEFT SIDE OF THE DISCONNECT CARD.

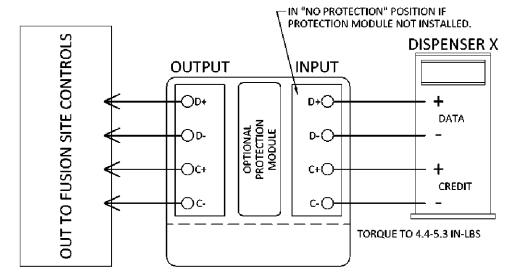


SHUNT RESISTOR (SEE TABLE BELOW)

BYPASS CHANNEL SHUNT	
DISPENSER DATA	CARD DATA
A/B	Y
A	Y
NONE	-

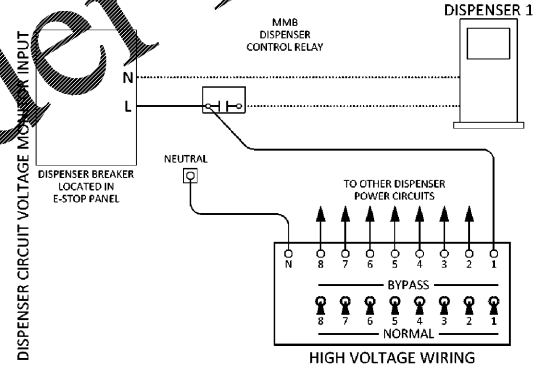


5 4 CONDUCTOR DISPENSER INTERCOM LOW VOLTAGE COMMUNICATION  
NOT TO SCALE

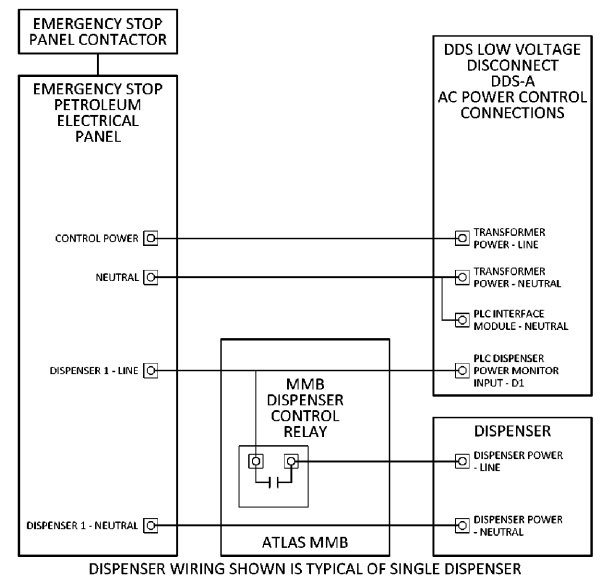


4 DISPENSER / CREDIT CARD DATA LOW VOLTAGE COMMUNICATION  
NOT TO SCALE

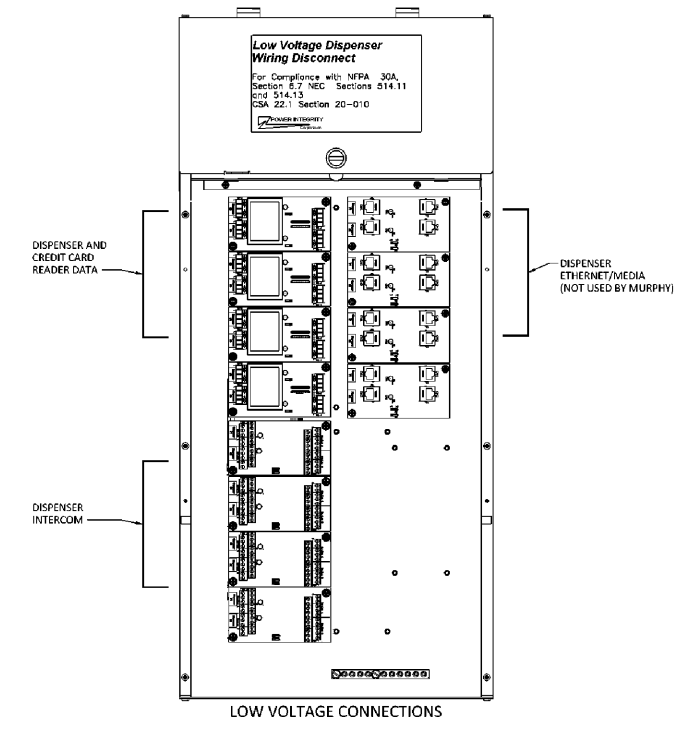
**DISPENSER CIRCUIT VOLTAGE MONITOR**  
EACH DISPENSER SERVED IS CONTROLLED BY AN INDEPENDENT 120VAC VOLTAGE INPUT. THIS INPUT ALLOWS THE LOW VOLTAGE DATA CIRCUIT OF A DISPENSER TO BE DISCONNECTED IN RESPONSE TO THE OPERATION OF THE DISPENSER BREAKER. A 120VAC POWER CONNECTION SHOULD BE MADE TO A POINT IN THE DISPENSER POWER CIRCUIT WHICH IS CONTROLLED BY BOTH THE DISPENSER BREAKER AND EMERGENCY STOP CONTROLS.



3 DISPENSER CIRCUIT VOLTAGE MONITOR 120VAC CONTROL WIRING  
NOT TO SCALE



2 AC POWER AND CONTROL WIRING - BLOCK DIAGRAM  
NOT TO SCALE



1 WIRING CONNECTIONS LOW VOLTAGE COMMUNICATION  
NOT TO SCALE

Order phone @ WWW.LDILine.com

POWER INTEGRITY CORP. DDS WIRING  
DATE: JUNE, 2020 SCALE: N/A FILE NAME: 20-Mag00751-FF-7  
No. REVISION DATE

NWC OAK DRIVE & HIGHWAY 1  
LEXINGTON SOUTH CAROLINA

**Galloway**  
6102 S. Willow Drive, Suite 320  
Littleton, CO 80111  
303.770.8844  
Galloway@GUS.com

SC 11205  
GALLOWAY & ASSOCIATES  
SOUTH CAROLINA INC.  
NO. 238  
CERTIFICATE OF REGISTRATION

**MURPHY EXPRESS**  
MURPHY OIL U.S.A. INC.  
200 EAST PEACH STREET  
EL DORADO, ARKANSAS 71730

H:\Murphy Oil Tank & Permit\SC - Lexington (EIP) (B03) (Rev 1) - Mod00751\FuelDispMod00751\_FF-7.dwg - Ebe Franklin - 6/4/2020 1:47 AM