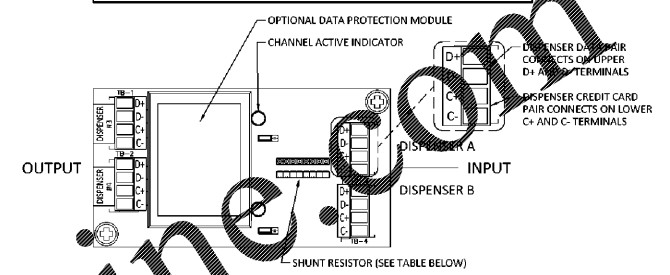
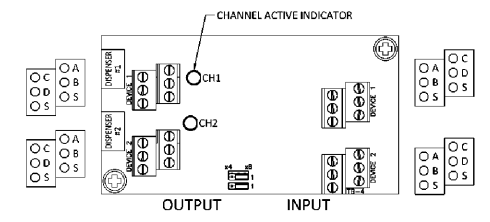


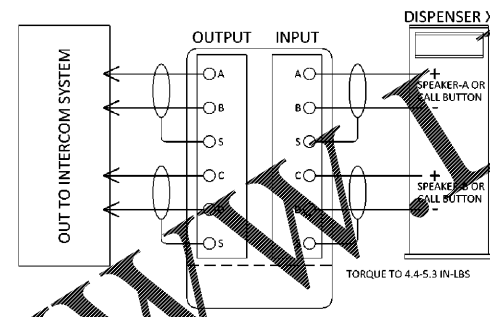


NOTE TO INSTALLER
REGARDLESS OF LABELLING INSIDE OF THE DDS-A DISCONNECT. INPUT WIRING FROM THE DISPENSER SHOULD CONNECT TO THE RIGHT SIDE OF THE DISCONNECT CARD AND OUTPUT WIRING TO THE FUSION SHOULD BE CONNECTED TO THE LEFT SIDE OF THE DISCONNECT CARD.

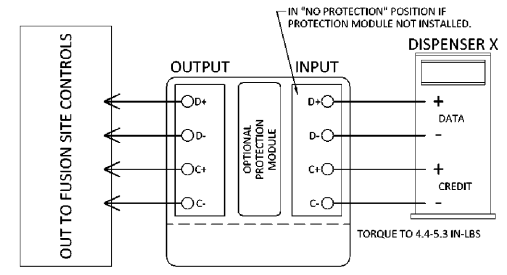


SHUNT RESISTOR (SEE TABLE BELOW)

BYPASS CHANNEL SHUNT	
DISPENSER DATA	CARD DATA
A/B	Y
A	Y
NONE	-

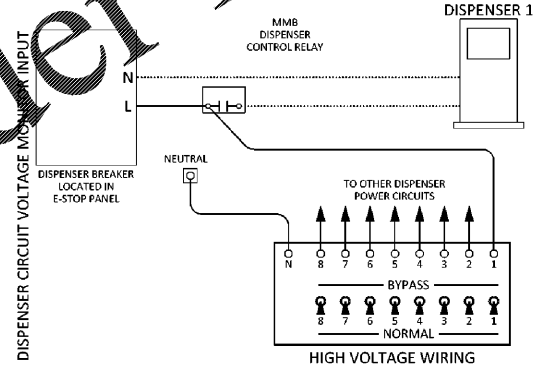


5
4 CONDUCTOR DISPENSER INTERCOM LOW VOLTAGE COMMUNICATION
NOT TO SCALE

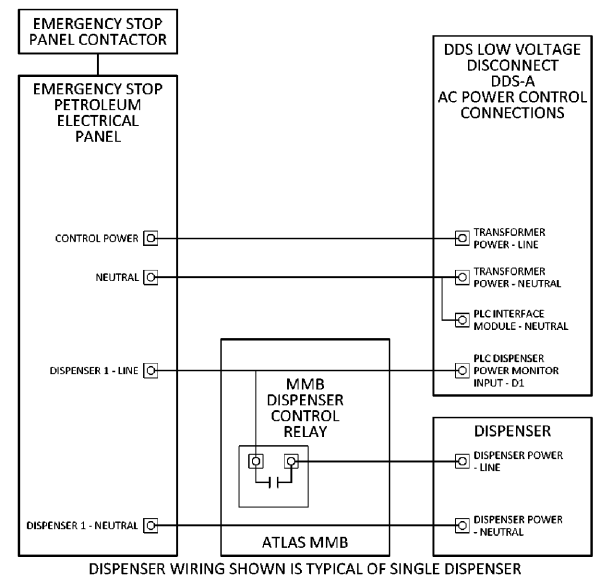


4
DISPENSER / CREDIT CARD DATA LOW VOLTAGE COMMUNICATION
NOT TO SCALE

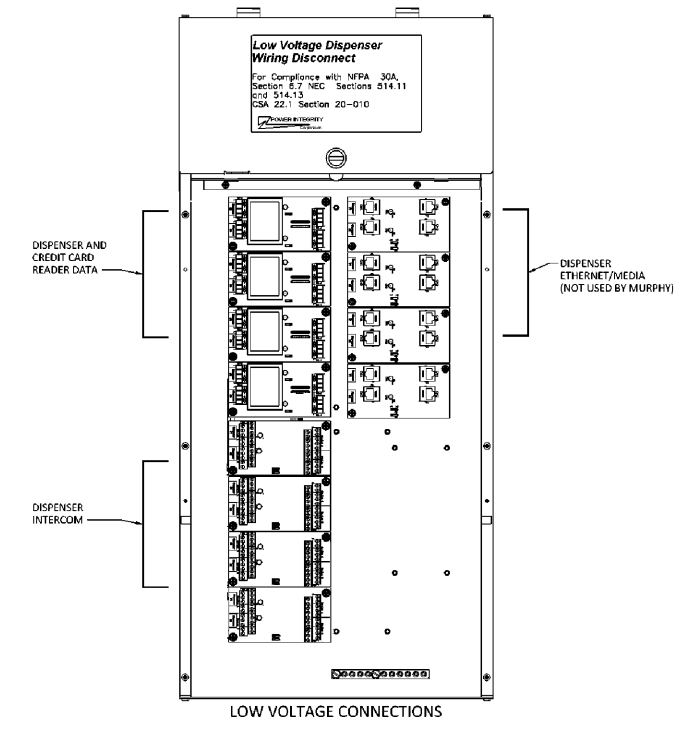
DISPENSER CIRCUIT VOLTAGE MONITOR
EACH DISPENSER SERVED IS CONTROLLED BY AN INDEPENDENT 120VAC VOLTAGE INPUT. THIS INPUT ALLOWS THE LOW VOLTAGE DATA CIRCUIT OF A DISPENSER TO BE DISCONNECTED IN RESPONSE TO THE OPERATION OF THE DISPENSER BREAKER. A 120VAC POWER CONNECTION SHOULD BE MADE TO A POINT IN THE DISPENSER POWER CIRCUIT WHICH IS CONTROLLED BY BOTH THE DISPENSER BREAKER AND EMERGENCY STOP CONTROLS.



3
DISPENSER CIRCUIT VOLTAGE MONITOR 120VAC CONTROL WIRING
NOT TO SCALE



2
AC POWER AND CONTROL WIRING - BLOCK DIAGRAM
NOT TO SCALE



1
WIRING CONNECTIONS LOW VOLTAGE COMMUNICATION
NOT TO SCALE

Order phone @ WWW.LDILine.com

POWER INTEGRITY CORP. DDS WIRING
DATE: JUNE, 2020 SCALE: N/A FILE NAME: 20-Mag00751-FF-7
No. REVISION DATE
NWC OAK DRIVE & HIGHWAY 1
LEXINGTON SOUTH CAROLINA

Galloway
6102 S. Willow Drive, Suite 320
Littleton, CO 80111
303.770.8844
Galloway@GUS.com



COPYRIGHT
THESE PAGES ARE AN INSTRUMENT OF SERVICE AND ARE THE PROPERTY OF GALLOWAY AND MAY NOT BE DUPLICATED, DISCLOSED, OR REPRODUCED WITHOUT THE WRITTEN CONSENT OF GALLOWAY. COPYRIGHTS AND INFRINGEMENTS WILL BE ENFORCED AND PROSECUTED.

MURPHY EXPRESS
MURPHY OIL U.S.A. INC.
200 EAST PEACH STREET
EL DORADO, ARKANSAS 71730