



CONDUIT PLAN

DATE: JUNE, 2020
SCALE: AS NOTED
FILE NAME: 14-Murphy075-FE-1
DATE: _____
No. | REVISION

NWC OAK DRIVE & HIGHWAY 1
LEXINGTON SOUTH CAROLINA

Galloway

6102 S. Willow Drive, Suite 320
Littleton, CO 80111
303.770.8844
GallowayUS.com

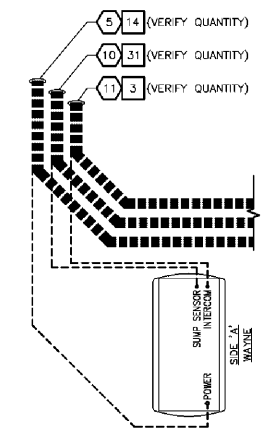


COPYRIGHT
THESE PLANS ARE AN INSTRUMENT OF SERVICE AND ARE THE PROPERTY OF GALLOWAY AND MAY NOT BE DUPLICATED, DISCLOSED, OR REPRODUCED WITHOUT THE WRITTEN CONSENT OF GALLOWAY. COPYRIGHTS AND INFRINGEMENTS WILL BE ENFORCED AND PROSECUTED.

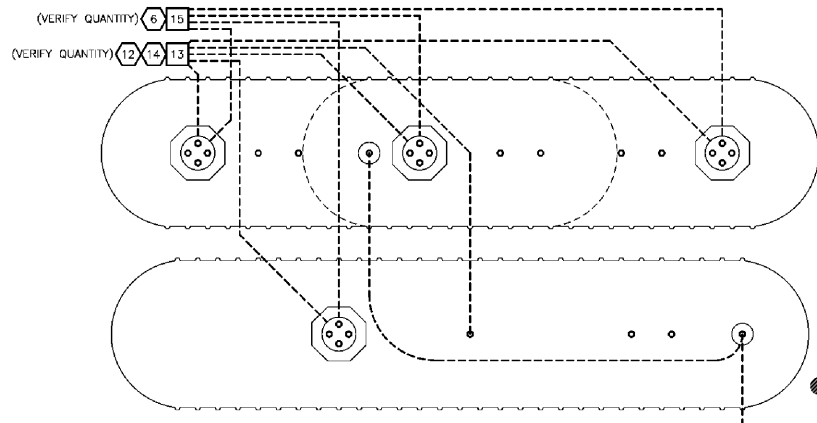
MURPHY EXPRESS

MURPHY OIL U.S.A. INC.
200 EAST PEACH STREET
EL DORADO, ARKANSAS 71730

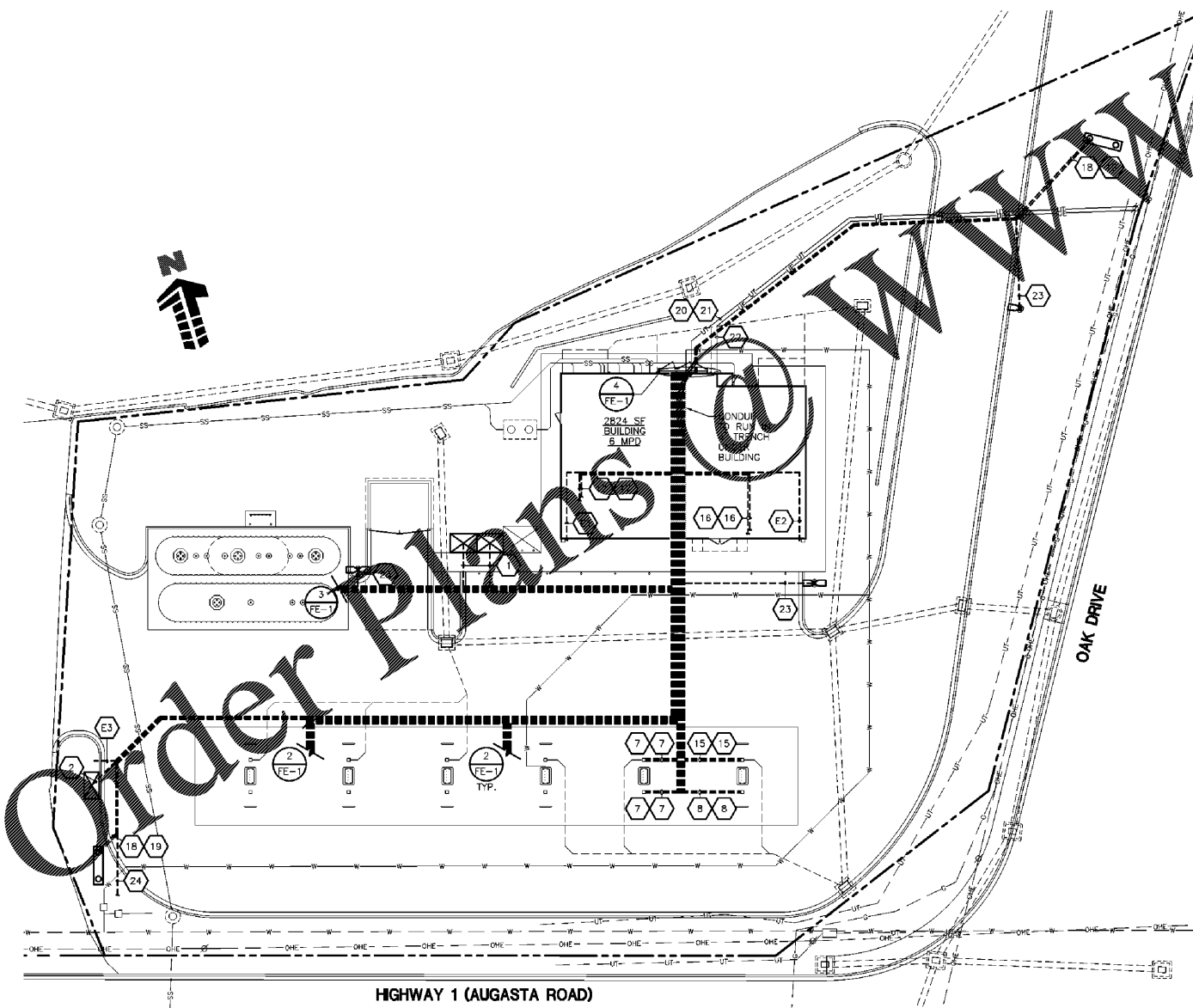
- LEGEND:
- # = PART NUMBER; SEE SHEET F-1
 - # = KEYNOTE; SEE SHEET F-1
 - # = CONDUIT; SEE SHEET FE-1
 - X-# = DETAIL CALLOUT
 - X-# = ELEVATION CALLOUT
 - X-# = SECTION CALLOUT



2 TYPICAL DISPENSER CONDUIT SCHEMATIC
NOT TO SCALE



3 TYPICAL FIELD CONDUIT SCHEMATIC
NOT TO SCALE



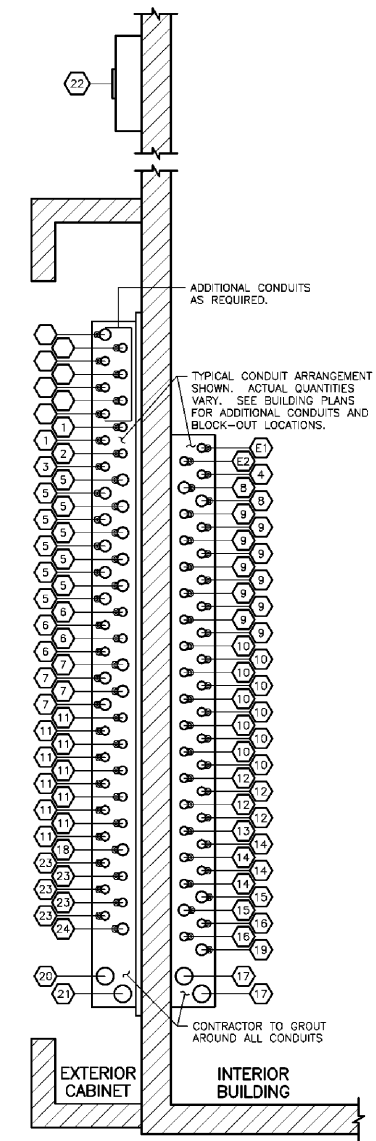
1 ELECTRICAL CONDUIT PLAN
SCALE: 1" = 20'

CONDUIT TABLE

E1	3/4" CONDUIT FOR EMERGENCY STOP
E2	3/4" CONDUIT FOR EMERGENCY STOP
E3	3/4" CONDUIT FOR EMERGENCY STOP
1	3/4" CONDUIT FOR ICE MACHINE
2	3/4" CONDUIT FOR AIR/VAC MACHINE
3	NOT USED
4	NOT USED
5	1" CONDUIT FOR DISPENSER POWER/COMMUNICATION (TYP. EA. DISPENSER)
6	3/4" CONDUIT FOR SUBMERSIBLE TURBINE PUMP POWER (TYP. EACH SUMP)
7	1" CONDUIT FOR CANDOPY CIRCUITS (INSIDE COLUMN)
8	1" CONDUIT FOR SECURITY (INSIDE COLUMN)
9	NOT USED
10	3/4" CONDUIT FOR SUMP SENSOR (TYP. EACH DISPENSER)
11	3/4" CONDUIT FOR INTERCOM (TYP. EACH DISPENSER)
12	3/4" CONDUIT FOR SUMP SENSOR/GAUGE (TYP. EACH SUMP)
13	3/4" CONDUIT FOR INTERSTITIAL MONITOR (LOOPED BETWEEN INTERSTITIAL)
14	3/4" CONDUIT FOR ATG (TYP. EACH SUMP)
15	1" CONDUIT FOR ENTERTAINMENT SYSTEM/SATELLITE SYSTEM (INSIDE COLUMN)
16	3/4" CONDUIT FOR ATM (IF APPLICABLE - SEE BUILDING PLANS)
17	2" CONDUIT FOR P.O.S. (CASHIER AREA)
18	1" CONDUIT FOR MONUMENT/PYLON SIGN (POWER FOR 2-120V CIRCUITS)
19	1" CONDUIT FOR MONUMENT/PYLON SIGN (CONTROL)
20	CONDUIT FOR TELEPHONE SERVICE PER LOCAL REQUIREMENTS
21	2" CONDUIT W/ PULL STRINGS FOR INTERNET SERVICE
22	ELECTRICAL MAIN
23	3/4" CONDUIT FOR SITE POLE LIGHTS
24	1" CONDUIT FOR IRRIGATION SYSTEM (CONTROL)

THE POWER INTEGRITY CORPORATION "LOW VOLTAGE DISCONNECT SYSTEM" SHALL BE POWERED FROM A DUPLEX RECEPTACLE FED FROM THE FUEL PANEL TO ENSURE RECEPTACLE POWER LOSS IF ANY EMERGENCY STOP SWITCH IS ACTIVATED PER NEC 514. FIELD VERIFY QUANTITY OF DUPLEX RECEPTACLES REQUIRED.

ALL EXTERIOR LIGHTS, EXTERIOR SIGNS, AND DISPENSERS TO BE CIRCUITED THROUGH THE MMB BOX. ALL PRICE SIGNS TO HAVE ADDITIONAL CONDUITS FOR CONTROLLER.



4 TROUGH WIRING DETAIL
NOT TO SCALE