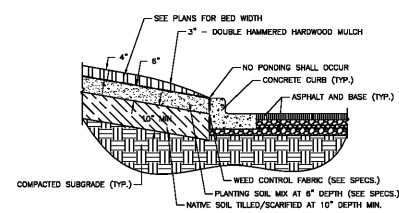


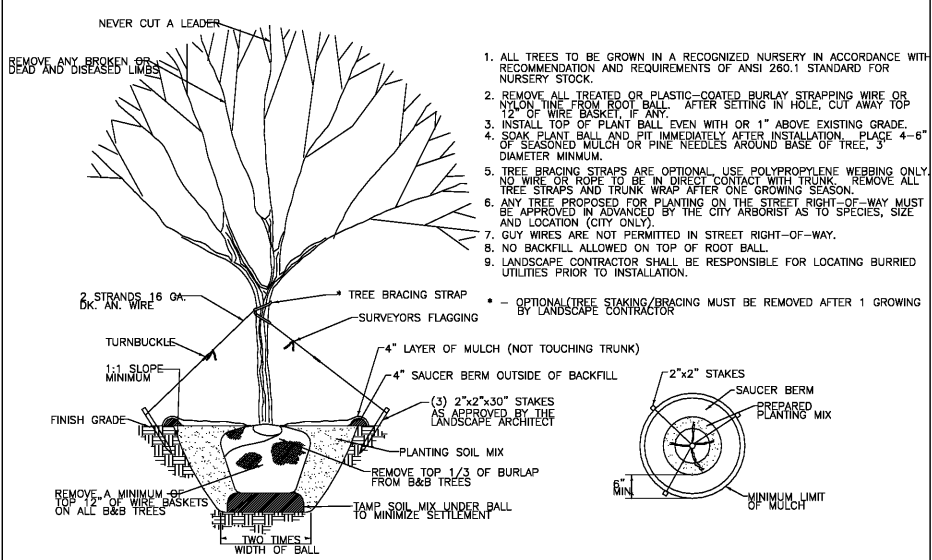
PARKING ISLANDS



EXTERIOR BEDS

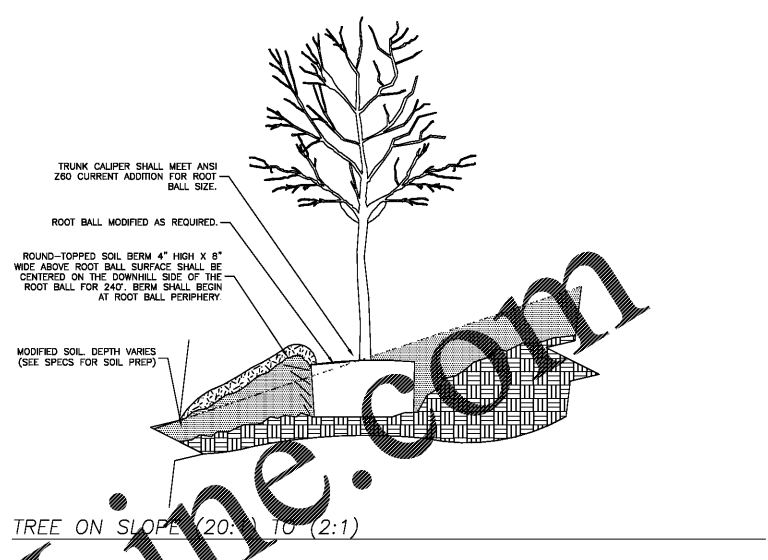
NOTES:  
 1. CONTRACTOR TO REMOVE ALL CONSTRUCTION DEBRIS, ROCKS OR ANY FOREIGN OBJECTS FROM THE NATIVE SOIL.  
 2. SOIL AMENDMENTS SHALL BE ADDED TO AREAS OF PROPOSED PLANTINGS.  
 3. ALL PLANTING BEDS AND TURF AREAS SHALL HAVE POSITIVE DRAINAGE AND NO PONDING SHALL OCCUR.

1 BED PREPARATION AND SOIL AMMENDMENTS



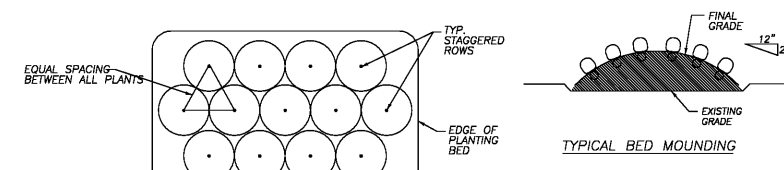
- ALL TREES TO BE GROWN IN A RECOGNIZED NURSERY IN ACCORDANCE WITH RECOMMENDATION AND REQUIREMENTS OF ANSI Z60.1 STANDARD FOR NURSERY STOCK.
- REMOVE ALL TREATED OR PLASTIC-COATED BURLAP STRAPPING WIRE OR NYLON TIE FROM ROOT BALL AFTER SETTING IN HOLE. CUT AWAY TOP 1/3 OF WIRE BASKET IF ANY.
- INSTALL TOP OF PLANT BALL EVEN WITH OR 1" ABOVE EXISTING GRADE.
- SOAK PLANT BALL AND PIT IMMEDIATELY AFTER INSTALLATION. PLACE 4-6" OF SEASONED MULCH OR PINE NEEDLES AROUND BASE OF TREE, 3" DIAMETER MINIMUM.
- TREE BRACING STRAPS ARE OPTIONAL. USE POLYPROPYLENE WEBBING ONLY. NO WIRE OR ROPE TO BE IN DIRECT CONTACT WITH TRUNK. REMOVE ALL TREE STRIPS AND TRUNK WRAP AFTER ONE GROWING SEASON.
- ANY TREE PROPOSED FOR PLANTING ON THE STREET RIGHT-OF-WAY MUST BE APPROVED IN ADVANCE BY THE CITY ARBORIST AS TO SPECIES, SIZE AND LOCATION (CITY ONLY).
- GUY WIRES ARE NOT PERMITTED IN STREET RIGHT-OF-WAY.
- NO BACKFILL ALLOWED ON TOP OF ROOT BALL.
- LANDSCAPE CONTRACTOR SHALL BE RESPONSIBLE FOR LOCATING BURIED UTILITIES PRIOR TO INSTALLATION.

3 STANDARD TREE PLANTING DETAIL

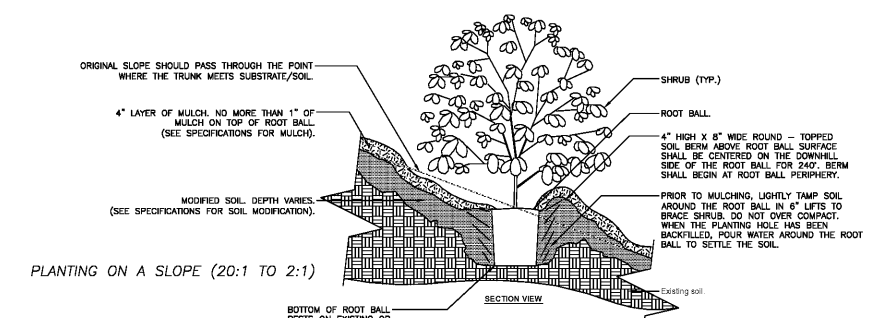


TREE ON SLOPE (20:1 TO 2:1)

5 TREE PLANTING ON A SLOPE



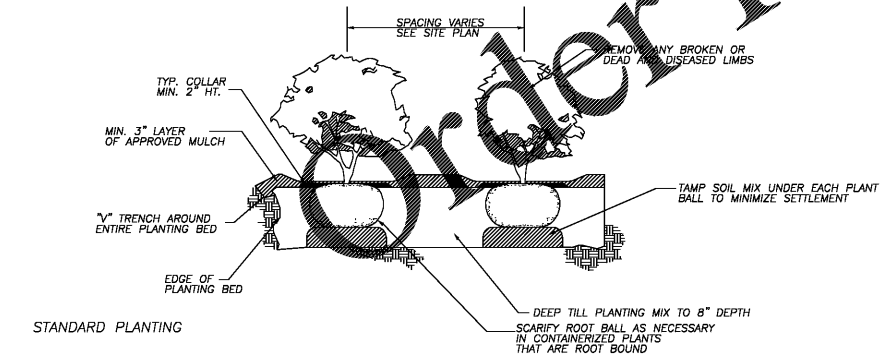
SPACING AND MOUNDING



PLANTING ON A SLOPE (20:1 TO 2:1)

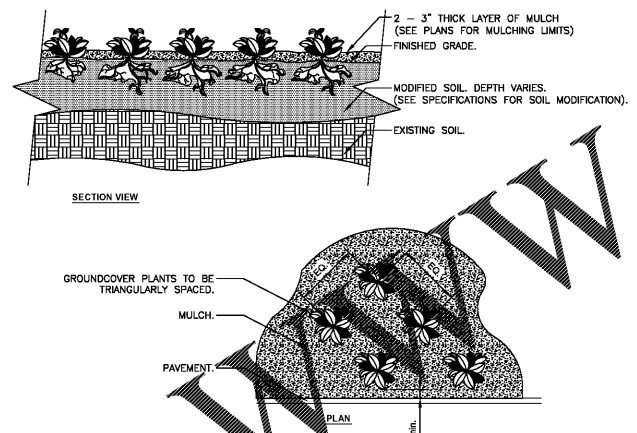
NOTES:  
 1- SHRUBS SHALL BE OF QUALITY AS PRESCRIBED IN THE ROOT OBSERVATIONS DETAIL AND SPECIFICATIONS.  
 2- SEE SPECIFICATIONS FOR FURTHER REQUIREMENTS RELATED TO THIS DETAIL.

NOTES:



STANDARD PLANTING

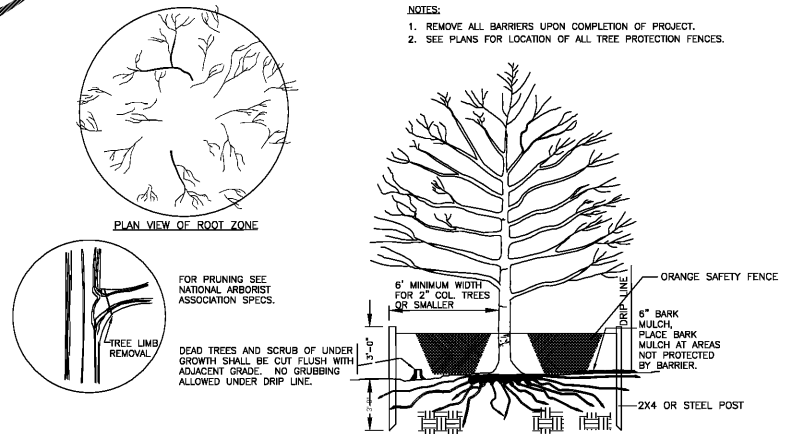
2 SHRUB PLANTING DETAILS



GROUNDCOVER PLANTING DETAIL

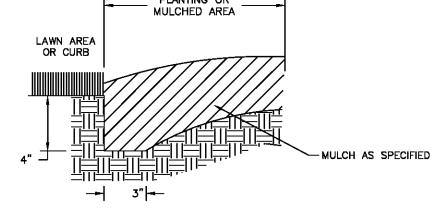
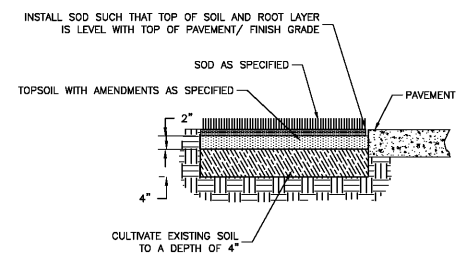
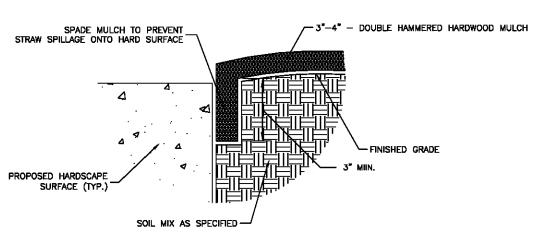
NOTES:  
 1- SEE PLANTING LEGEND FOR GROUNDCOVER SPECIES, SIZE, AND SPACING DIMENSION.  
 2- SMALL ROOTS (1/2" DIA) THAT SHOW ARISING UP OR DOWN THE ROOT BALL PERIPHERY ARE CONSIDERED A NORMAL CONDITION IN CONTAINER PRODUCTION AND ARE ACCEPTABLE HOWEVER THEY SHOULD BE ELIMINATED AT THE TIME OF PLANTING. ROOTS OVER PROPORTION CAN BE REMOVED AT THE TIME OF PLANTING. (SEE ROOT BALL SHAVING CONTAINER DETAIL).  
 3- SETTLE SOIL AROUND ROOT BALL BEFORE GROUNDCOVER PRIOR TO MULCHING.

6 GROUNDCOVER PLANTING DETAIL




TREE PROTECTION DETAIL

NOTE: TRENCH EDGE SHALL CREATE CLEAN SEPARATION BETWEEN AREAS AND SHALL FOLLOW SMOOTH BEDLINES PRE LANDSCAPE PLAN



7 TURF SOD AND MULCH DETAILS

Sheet No. LP-2



CG	DRW
CG	DES
GS	PM
MM	PRN
08/05/20	DATE
REV-5	

Keck & Wood  
 COLLABORATION BY DESIGN  
 3007 Technology Center Way, Suite 402  
 Rock Hill, SC 29732  
 (803) 670-1300  
 keckandwood.com

MURPHY OIL USA, INC.  
 200 PEACH STREET  
 EL DORADO, AR 71730  
 MURPHY USA