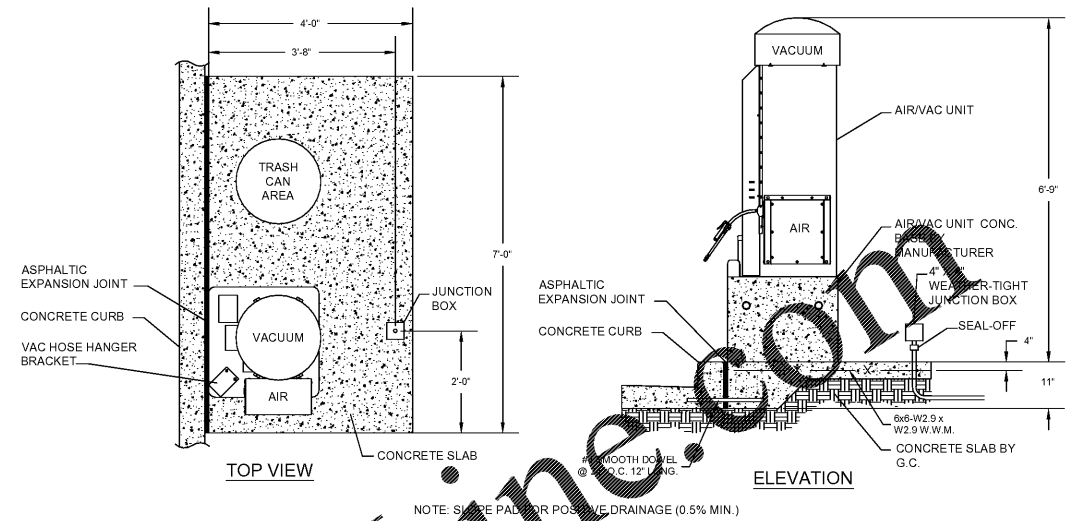
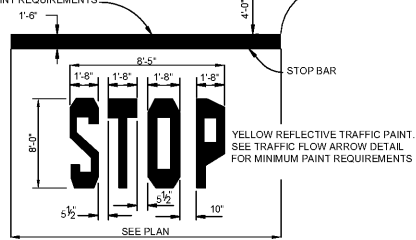


NOTE: ALL TRAFFIC FLOW ARROWS TO BE SOLID YELLOW REFLECTIVE TRAFFIC PAINT PER DIMENSIONS ABOVE.

**MINIMUM REQUIREMENTS:**

1. USE TRAINED AND EXPERIENCED PERSONNEL IN APPLYING THE PRODUCTS AND OPERATING THE EQUIPMENT REQUIRED FOR PROPERLY PERFORMED WORK.
2. PAINT SHALL BE WATERBORNE OR SOLVENT BORNE, COLOR SHALL BE REFLECTIVE YELLOW UNLESS OTHERWISE SPECIFIED. PAVEMENT MARKING PAINTS SHALL COMPLY WITH APPLICABLE STATE AND LOCAL LAWS ENACTED TO ENSURE COMPLIANCE WITH FEDERAL CLEAN AIR STANDARDS. PAINT MATERIALS SHALL CONFORM TO THE RESTRICTIONS OF THE LOCAL AIR POLLUTION CONTROL DISTRICT.
3. WATERBORNE PAINT: PAINTS SHALL CONFORM TO FEDERAL SPECIFICATION TT-P-1952 (LATEST REVISION) AND ALL APPLICABLE ASTM STANDARDS WITHIN THIS SPECIFICATION.
4. SOLVENT BORNE PAINT: PAINT SHALL CONFORM TO FEDERAL SPECIFICATION A-A-2886 OR AASHTO M248. PAINT SHALL BE NON-BLEEDING, QUICK-DRYING, AND ALKYD PETROLEUM BASE PAINT SUITABLE FOR TRAFFIC-BEARING SURFACE AND BE MIXED IN ACCORDANCE WITH MANUFACTURER'S INSTRUCTIONS BEFORE APPLICATION FOR COLOR YELLOW (UNLESS OTHER COLOR IS OTHERWISE SPECIFIED).
5. GLASS BEADS: AASHTO M 247, TYPE 1 OR FS TT-8-1325, TYPE 1, GRADATION A.
6. APPLY TWO COATS OF PAINT, AT MANUFACTURER'S RECOMMENDED RATE, WITHOUT ADDITION OF THINNER, WITH MAXIMUM OF 100 SQUARE FEET PER GALLON OR AS REQUIRED TO PROVIDE A MINIMUM WET FILM THICKNESS OF 15 MILS AND DRY FILM THICKNESS OF 7 1/2 MILS PER COAT. PAINT SHALL BE APPLIED FOR A TOTAL DRY FILM THICKNESS OF 15 MILS. APPLY WITH MECHANICAL EQUIPMENT TO PRODUCE UNIFORM STRAIGHT EDGES.
7. APPLY GLASS BEADS AT PEDESTRIAN CROSSWALK STRIPING AND AT LANE STRIPING AND ARROWS. BROADCAST GLASS BEADS UNIFORMLY INTO WET MARKINGS AT A RATE OF 6 LB/GAL.

YELLOW REFLECTIVE TRAFFIC PAINT. SEE TRAFFIC FLOW ARROW DETAIL FOR MINIMUM PAINT REQUIREMENTS.

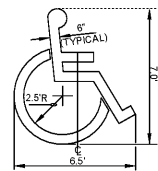


NOTE: SLOPE PAD FOR POSITIVE DRAINAGE (0.5% MIN.)

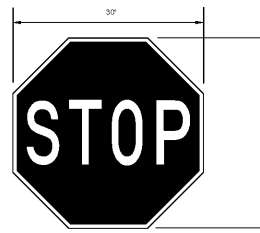
S1 TRAFFIC FLOW ARROW

S5 STOP BAR

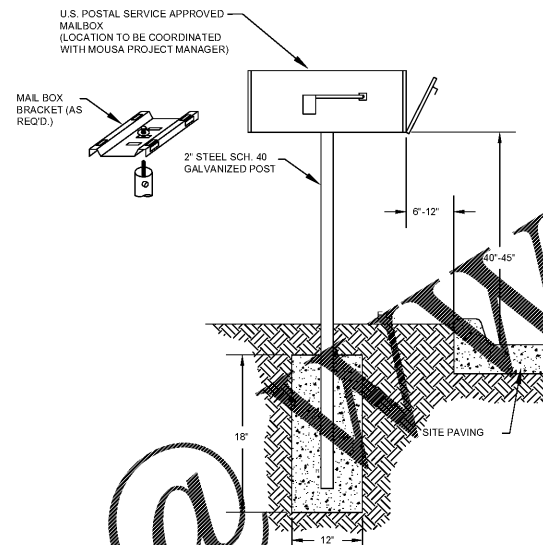
S8 IR/VAC MOUNTING SLAB DETAIL



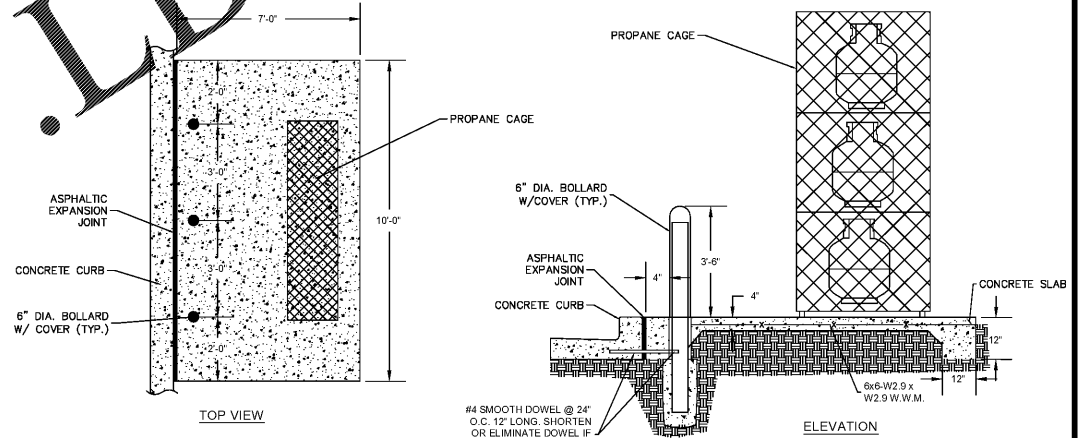
- NOTES:
1. LOCATE AT EDGE OF PARKING SPACE UNLESS ACCOMPANIED BY "VAN" LETTERING.
  2. SEE TRAFFIC FLOW ARROW DETAIL FOR MINIMUM PAINT REQUIREMENTS



WHITE LEGEND RED BACKGROUND  
R1-1



- NOTE:
1. THE POST BOX ATTACHMENT SHALL BE OF SUFFICIENT STRENGTH TO PREVENT THE BOX FROM SEPARATING FROM THE POST TOP IF THE INSTALLATION IS STRUCK BY AN AUTOMOBILE OR LIGHT TRUCK.

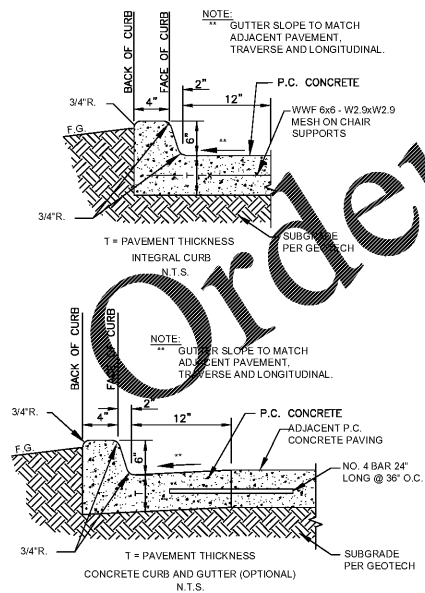


S2 ACC. PARKING SYMBOL

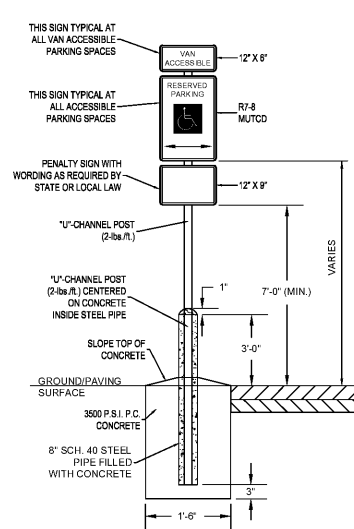
S3 STOP SIGN

S6 MAIL BOX

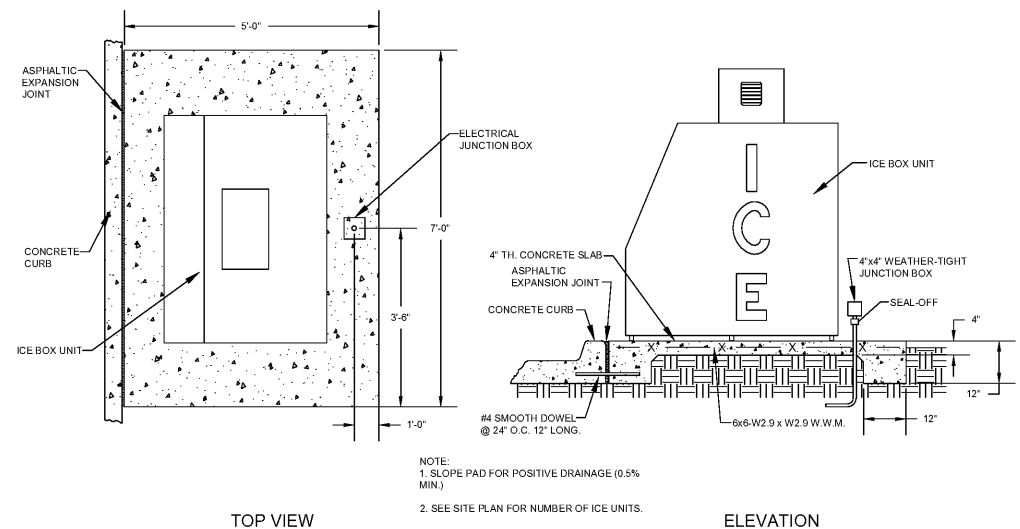
S9 PROPANE SLAB DETAIL



S4 CURB AND GUTTER



S7 ACCESSIBLE PARKING SIGN



S10 ICE MACHINE SLAB DETAIL



CG	DRW
CG	DES
GS	PM
MM	PRN
08/05/20	DATE
REV-5	

**Site Details**  
 Murphy Express  
 4404 Augusta Road  
 Keck & Wood Project No. 180167

**Keck & Wood**  
 COLLABORATION BY DESIGN  
 4325 Parker Place Drive, Suite 210  
 North Charleston, SC 29405  
 (843) 278-8666  
 keckandwood.com

---

**MURPHY OIL USA, INC.**  
 200 PEACH STREET  
 EL DORADO, AR 71730

**MURPHY USA**