


LEGEND


EXISTING		PROPOSED	
SANITARY MANHOLE	⊙	MAJOR CONTOUR	—
SANITARY SEWER LINE	—	MINOR CONTOUR	---
SANITARY SEWER SERVICE	—	PROPOSED SPOT ELEVATION	▲
SEWER FORCE MAIN	—	EXISTING SPOT ELEVATION	△
AIR RELEASE VALVE	⊕	TOP OF WALL	⊕
FIRE HYDRANT	⊕	TOP OF WALL	⊕
WATER SERVICE	—	TOP OF WALL	⊕
WATER VALVE	⊕	TOP OF WALL	⊕
TEE	—	TOP OF WALL	⊕
TAP	—	TOP OF WALL	⊕
REDUCER	—	TOP OF WALL	⊕
BLOWOFF	—	TOP OF WALL	⊕
STUBOUT	—	TOP OF WALL	⊕
WATERLINE	—	TOP OF WALL	⊕
FIRE LINE	—	TOP OF WALL	⊕
WELL	⊕	TOP OF WALL	⊕
TYPE 1 CATCH BASIN	⊕	TOP OF WALL	⊕
TYPE 2 CATCH BASIN	⊕	TOP OF WALL	⊕
DROP INLET	⊕	TOP OF WALL	⊕
STORM DRAIN JUNCTION BOX	⊕	TOP OF WALL	⊕
STORM DRAIN	—	TOP OF WALL	⊕
MAJOR CONTOUR	—	TOP OF WALL	⊕
MINOR CONTOUR	---	TOP OF WALL	⊕
		PROPOSED STORM SEWER PIPE	—
		LIMITS OF CONSTRUCTION	---
		CURB AND GUTTER	---
		DRAINAGE SLOPE AND DIRECTION	→
		PROPOSED SWALE/DITCH	→

Sheet No. **C-3.3**



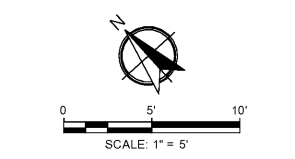
CG
DES
PM
DRW

Building Elevations
Murphy Express
4404 Augusta Road
Keck & Wood Project No. 180167



MURPHY OIL USA, INC.
200 PEACH STREET
EL DORADO, AR 71730

MURPHY USA



This drawing and the design shown are the property of Keck & Wood, Inc. The reproduction, copying or other use of this drawing without written consent is prohibited and any infringement will be subject to legal action.
© 2020 Keck & Wood, Inc.

Order Plans @

WWW.LDILINE.COM

Z:\Murphy\0818167\01 - Layouts\01 - Civil\DWG\Production\CA0118167.dwg