








REVISIONS/ISSUANCES

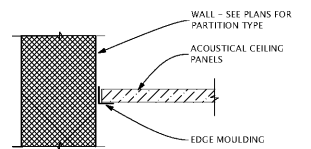
NO.	DATE	DESCRIPTION

NOTE:  
SEE STRUCTURAL DRAWINGS  
FOR CEILING FRAMING SUPPORTS  
TO TIE OFF CEILING GRID, LIGHTS,  
HVAC DUCTWORK, ETC.


**LEGEND:**

-  2x4' LIGHT FIXTURE
-  2x2' LIGHT FIXTURE
-  STRIP LIGHT FIXTURE
-  X.S. EXIT SIGN
-  X.S. DIFFUSER
-  RETURN
-  2' x 2' ACOUSTICAL PANEL CEILING

- GENERAL NOTES:**
- ALL FINISH CEILING ELEVATIONS ARE 1'-0" ABOVE FIN. FLR., UNLESS NOTED OTHERWISE. INSTALL CEILING LEVEL BELOW MORTAR JOINT.
  - WHEN EXPOSED STRUCTURE IS INDICATED AS "PAINTED", IT IS INTENDED TO INCLUDE THE ROOF DECK.
  - SEE FIRE PROTECTION, MECHANICAL AND ELECTRICAL DRAWINGS FOR FIXTURES NOT INDICATED ON ARCHITECTURAL CEILING PLANS.
  - PROVIDE HANGER WIRE AT ALL FOUR CORNERS OF GRID AT LOCATION OF CEILING MOUNTED PROJECTORS.
  - CENTER ALL SPRINKLER HEADS IN THE CENTER OF CEILING TILE UNLESS INDICATED OTHERWISE.
  - PROVIDE 6" BATT INSULATION ABOVE ALL ACOUSTICAL PANEL CEILINGS. DO NOT PLACE OVER LIGHT FIXTURES.
  - THE SUSPENDED CEILING SYSTEM IS USED AS A COMPONENT OF THE SMOKE RESISTING SYSTEM PER NFPA 8.4.2 (2).
  - SEE MECHANICAL FOR LOCATION OF HVLV (HIGH-VOLUME, LOW-SPEED) CEILING FANS, WALL FANS AND WALL LOUVERS.




2 TYP. SECTION DETAIL  
SCALE: 3/8" = 1'-0"



NOTE:  
SEE MECHANICAL DRAWING  
FOR ADDITIONAL COMPONENTS  
SUCH AS LOUVERS, EXHAUST FANS,  
UNIT HEATERS, ETC.

1 REFLECTED CEILING PLAN  
SCALE: 3/32" = 1'-0"

Order Plans @ WWW.LDILine.com



**Manley Spangler Smith Architects**  
A Professional Corporation

525 East Taylor St.  
P.O. Box 883  
Gwin, Georgia 30224  
Office 770.227.5473  
Fax 770.228.3442

PROJECT:  
**HENRY COUNTY SCHOOLS -  
DISTRIBUTION CENTER**

CLIENT:  
HENRY COUNTY BOARD  
OF EDUCATION

SHEET TITLE:  
REFLECTED CEILING  
PLAN

© 2020 Manley Spangler Smith Architects, PC  
PROJECT NUMBER: 201827  
DATE: 08.13.20  
SCALE: AS NOTED  
DRAWN BY: JS, LT  
CHECKED BY: RV

SHEET NO.: **A7.11**