

**GENERAL NOTES**

- CONTRACTOR IS RESPONSIBLE FOR ENSURING THAT ALL PROPOSED LANDSCAPING IS INSTALLED IN ACCORDANCE WITH PLANS, DETAILS, SPECIFICATIONS (IF APPLICABLE) AND ALL LOCAL CODES AND REQUIREMENTS.
- CONTRACTOR TO INSPECT SITE AND VERIFY CONDITIONS AND DIMENSIONING PRIOR TO PROCEEDING WITH WORK DESCRIBED HERE IN. NOTIFY LANDSCAPE ARCHITECT OF ANY DISCREPANCIES PRIOR TO BEGINNING ANY CONSTRUCTION.
- QUANTITIES PROVIDED IN THE PLANT LIST ARE FOR GENERAL USE ONLY. CONTRACTOR IS RESPONSIBLE FOR VERIFICATION OF ALL PLANT AND LANDSCAPE MATERIAL QUANTITIES. SYMBOL COUNT ON PLAN TAKES PRECEDENCE OVER TABLE QUANTITIES.
- IMMEDIATELY AFTER AWARD OF CONTRACT, NOTIFY THE OWNER'S REPRESENTATIVE AND/OR THE LANDSCAPE ARCHITECT OF UNAVAILABILITY OF SPECIFIED PLANT MATERIAL FROM COMMERCIAL NURSERIES. THE OWNER'S REPRESENTATIVE AND/OR LANDSCAPE ARCHITECT WILL PROVIDE ALTERNATE PLANT MATERIAL SELECTIONS IF UNAVAILABILITY OCCURS. SUCH CHANGES SHALL NOT ALTER THE ORIGINAL BID PRICE UNLESS A CREDIT IS DUE TO THE OWNER.
- ALL PLANT MATERIALS TO CONFORM TO THE AMERICAN STANDARD FOR NURSERY STOCK ANSI Z60.1.
- CONTAINER GROWN STOCK SHOULD HAVE GROWN IN A CONTAINER LONG ENOUGH FOR THE ROOT SYSTEM TO HAVE DEVELOPED SUFFICIENTLY TO HOLD ITS SOIL TOGETHER.
- ANY PLANT SUBSTITUTIONS, RELOCATION, OR REQUIRED CHANGE SHALL REQUIRE THE WRITTEN APPROVAL OF THE LANDSCAPE ARCHITECT OR OWNER.
- THE OWNER'S REPRESENTATIVE AND/OR LANDSCAPE ARCHITECT RESERVE THE RIGHT TO REFUSE ANY MATERIAL THEY DEEM UNACCEPTABLE.
- COORDINATE WITH PROJECT REPRESENTATIVE FOR DISTURBED SITE TREATMENTS OUTSIDE LANDSCAPE IMPROVEMENTS. SEE CIVIL PLANS FOR SOIL STABILIZATION FOR EROSION CONTROL.
- CONTRACTOR TO ENSURE THAT AN AUTOMATED IRRIGATION SYSTEM THAT PROVIDES COMPLETE COVERAGE OF THE SITE IS INSTALLED PRIOR TO INSTALLING TREES. THE CONTRACTOR SHALL SUBMIT A PROPOSED DESIGN TO THE LANDSCAPE ARCHITECT/ENGINEER FOR APPROVAL PRIOR TO INSTALLATION. THE PROPOSED DESIGN MUST HAVE AN APPROVED BACKFLOW DEVICE AND RAIN SENSOR INSTALLED TO STOP IRRIGATION DURING RAIN EVENTS. CONTRACTOR SHALL ENSURE THAT THERE IS POSITIVE DRAINAGE AND NO PONDING OF WATER AT ROOT AREA.
- ALL SLOPES AND AREAS DISTURBED BY CONSTRUCTION SHALL BE GRADED SMOOTH AND FOUR INCHES OF TOPSOIL APPLIED, IF ADEQUATE TOPSOIL IS NOT AVAILABLE ON SITE. THE CONTRACTOR SHALL PROVIDE TOPSOIL, APPROVED BY THE OWNER, AS NEEDED. THE AREA SHALL THEN BE SEED/SODDED, FERTILIZED, MULCHED, WATERED AND MAINTAINED UNTIL HARDY GRASS GROWTH IS ESTABLISHED IN ALL AREAS. ANY RELOCATED TREES SHALL BE MAINTAINED UNTIL SUCH POINT AS TREE IS RE-ESTABLISHED. ANY AREAS DISTURBED FOR ANY REASON PRIOR TO FINAL ACCEPTANCE OF THE PROJECT SHALL BE CORRECTED BY THE CONTRACTOR AT NO ADDITIONAL COST TO THE OWNER.
- PRIOR TO CONSTRUCTION, THE CONTRACTOR SHALL BE RESPONSIBLE FOR LOCATING ALL UNDERGROUND UTILITIES AND SHALL AVOID DAMAGE TO ALL UTILITIES DURING THE COURSE OF THE WORK. LOCATIONS OF EXISTING BURIED UTILITY LINES SHOWN ON THE PLANS ARE BASED UPON BEST AVAILABLE INFORMATION AND ARE TO BE CONSIDERED APPROXIMATE. IT SHALL BE THE RESPONSIBILITY OF THE CONTRACTOR TO VERIFY THE LOCATIONS OF UTILITY LINES AND ADJACENT TO THE WORK AREA TO PROTECT OF ALL UTILITIES DURING THE CONSTRUCTION PERIOD TO REPAIR ANY AND ALL DAMAGE TO UTILITIES, STRUCTURES, SITE APPURTENANCES, ETC. WHICH OCCURS AS A RESULT OF THE CONSTRUCTION AT NO COST TO THE OWNER.
- WEED MAT IS REQUIRED IN LANDSCAPED ISLANDS AS SPECIFIED.
- ALL PLANT MATERIAL QUANTITIES SHOWN ARE APPROXIMATE. CONTRACTOR SHALL BE RESPONSIBLE FOR COMPLETE COVERAGE OF ALL PLANTING BEDS AT SPACINGS SHOWN.
- IF A SWPPP PLAN IS PROVIDED THIS PLAN IS TO BE IMPLEMENTED COOPERATIVELY WITH SWPPP PLAN, AS NEEDED, TO MAXIMIZE THE EFFECTIVENESS OF THE SWPPP PLAN FOR THIS SITE.
- THE CONTRACTOR IS ENCOURAGED TO COMPLETE TEMPORARY OR PERMANENT SEEDING OR SODDING IN STAGES FOR SOIL STABILIZATION AS AREAS ARE COMPLETED AFTER GRADING.
- ALL DISTURBED AREAS AS DESIGNATED ON THE GRADING PLAN SHALL BE SOWN WITH GRASS SEED MIX SHOWN IN CHART BELOW.
- SEEDING ON SLOPES: HYDRASEED WITH GRASS SEED AS INDICATED ON PLANS. SEE LEGEND FOR SPECIFIC GRASS SEED TYPE. SEEDING SHALL BE ACCOMPLISHED IMMEDIATELY AFTER BED PREPARATION. HYDRASEED MIXTURE SHALL CONTAIN CELLULOSE MULCH APPLIED AT A RATE OF 2,000 LBS./ACRE, WITH A MINIMUM OF 50 LBS./100 GAL. OF WATER. IF SEEDING IS DELAYED AFTER MIXING 1/2 - 2 HOURS ADD AN ADDITIONAL 50% OF SEED MIX. IF DELAY IS LONGER THAN 2 HOURS, BEGIN WITH NEW MIXTURE. ALL SLOPES 2:1 OR GREATER SHALL BE COVERED WITH EROSION CONTROL BLANKET AS SHOWN IN THE EROSION CONTROL BLANKET DETAIL. SEE SPECIFICATIONS FOR SEED ESTABLISHMENT REQUIREMENTS.
- ALL PLANT MATERIAL IN TREE HOLDING AREAS SHALL BE MANUALLY WATERED/IRRIGATED TO KEEP MOIST UNTIL PLANTED.

**SEED MIX CHART**

SEED DATE RANGE	SEED VARIETY (% BY WEIGHT)	WEIGHT / 1,000 SF
MARCH 15 - AUGUST 31	65% HILLED COMMON BERMUJA 35% UNHILLED COMMON BERMUJA	5 LBS
SEPTEMBER 1 - MARCH 14	40% ANNUAL RYE GRASS 60% UNHILLED COMMON BERMUJA	5 LBS

**PLANTING NOTES**

- LANDSCAPE CONTRACTOR SHALL BE RESPONSIBLE FOR PREPARING ALL PLANTED AREAS. ALL DELETERIOUS MATERIALS SUCH AS ROCK, TRASH, CONSTRUCTION DEBRIS, AGGREGATE BASE MATERIAL, ASPHALT, ETC. SHALL BE REMOVED PRIOR TO ANY FILL OPERATIONS. FILL ALL PLANTING AREAS WITH CLEAN EARTHEN FILL. SOIL SHALL BE FREE OF HEAVY, STIFF CLAY AND ANY DELETERIOUS MATERIAL OVER ONE INCH IN SIZE. THE TOP SIX INCHES OF FILL MATERIAL STRIPPED FROM SITE MAY BE UTILIZED FOR PLANTER OR TOPSOIL FILL IF PRIOR APPROVAL HAS BEEN OBTAINED FROM THE OWNER'S REPRESENTATIVE AND/OR LANDSCAPE ARCHITECT.
- FINISH GRADE OF LANDSCAPE AREAS (TOP OF TURF AND MULCH) MUST BE GRADED TO 1 1/2" BELOW ADJACENT PAVEMENT SURFACES.
- LOCATE SHRUBS A DISTANCE OF HALF OF THEIR AVERAGE MATURE SPREAD AWAY FROM WALKS, STRUCTURES, CONCRETE PADS, ETC. LOCATE GROUND COVER PLANTINGS A MINIMUM OF 2' FROM WALKS, STRUCTURES, CONCRETE PADS, ETC.
- ALL LAWN AREAS NOT OTHERWISE BORDERED BY WALKS, OR OTHER STRUCTURES, SHALL HAVE MANUFACTURED EDGING AS REQUIRED.
- TREES PLANTED ADJACENT TO PUBLIC ROADS AND PEDESTRIAN SIDEWALKS SHALL BE PRUNED SUFFICIENTLY TO AVOID VISUAL BLOCKS TO INTERSECTING VEHICULAR ACCESS OR INTERFERENCE WITH PEDESTRIAN WALKWAYS. TREES WITH A 4" OR LARGER CALIPER SHALL BE PRUNED UP TO 6'-0" ABOVE PAVEMENTS.
- ALL TREES WITHIN 4' OF PAVED SURFACES (SUCH AS CURBS, WALLS, BUILDINGS AND SIDEWALKS) SHALL BE PROVIDED WITH A DEEP ROOT BARRIER CONTROL DEVICE OR EQUAL. INSTALL PER MFR'S SPECIFICATIONS.
- TOPSOIL DEPTH SHALL BE AS FOLLOWS:  
PLANTER BEDS - 12" MINIMUM  
GRASS/SOD AREAS - 4" MINIMUM (AFTER COMPACTION)
- BACKFILL ALL TREES, SHRUBS, GROUND COVER WITH A MIXTURE OF 2 PARTS NATIVE SOIL AND 1 PART SOIL CONDITIONING WITH WOOD MULCH.
- THE LANDSCAPE CONTRACTOR SHALL WATER TEST ALL PLANTING HOLES PRIOR TO PLANTING. IF HOLES DO NOT DRAIN PROPERLY, EXCAVATE FURTHER UNTIL IMPERMEABLE LAYER IS BREACHED. EXCAVATED PLANT PITS SHALL HAVE POSITIVE DRAINAGE. PLANT PITS WHEN FULLY FLOODED WITH WATER SHALL DRAIN WITHIN 1 HOUR OF FILLING. ENSURE THAT ALL PLANT PITS HAVE POSITIVE DRAINAGE.
- ALL PLANTING BEDS SHALL BE TREATED WITH A PRE-EMERGENT HERBICIDE. PRE-EMERGENT HERBICIDE SHALL BE APPLIED PER MANUFACTURER'S RECOMMENDATIONS AND SHALL OCCUR AFTER TOPSOIL PLACEMENT AND PRIOR TO INSTALLATION OF PLANT MATERIALS AND MULCH.
- FERTILIZE ALL PLANTS AT THE TIME OF PLANTING WITH A TIME RELEASE FERTILIZER PER BRAND'S SPECIFIED APPLICATION RATES.
- ALL PLANTING BED SOILS SHALL BE AMENDED WITH 2" OF ORGANIC COMPOST
- ALL TREES AND SHRUBS SHALL BE PLANTED IN SUCH A MANNER AS TO ENSURE THEIR SURVIVAL.
- ANY ROPE OR WIRE BINDING THE BALL SHALL BE CUT PRIOR TO PREVENT GIRDLING OF THE TREE. REMOVE WIRE, TWINE, AND BURLAP FROM THE TOP HALF OF ALL B&B PLANT MATERIAL.
- IF A NON-Biodegradable MATERIAL IS USED AROUND THE BALL, IT SHALL BE COMPLETELY REMOVED PRIOR TO BACKFILLING.
- PRIOR TO INSTALLATION, THE ROOTS OF CONTAINER GROWN STOCK SHALL BE SEPARATED OR SPLIT TO ENSURE PROPER ROOT DEVELOPMENT.
- CONTRACTOR SHALL BE RESPONSIBLE FOR DELIVERY SCHEDULE AND PROTECTION BETWEEN DELIVERY AND PLANTING TO MAINTAIN HEALTHY PLANT CONDITIONS.
- ANY PLANT MATERIAL WHICH IS DISEASED, DISTRESSED, DEAD, OR REJECTED (PRIOR TO SUBSTANTIAL COMPLETION) SHALL BE PROMPTLY REMOVED FROM THE SITE AND REPLACED WITH MATERIAL OF THE SAME SPECIES, QUANTITY, AND SIZE AND MEETING ALL PLANT LIST SPECIFICATIONS. TREES & SHRUBS SHALL BE PLANTED AS SOON AS POSSIBLE AFTER DELIVERY.
- ALL TREES MUST BE STRAIGHT-TRUNKED, FULL-HEADED AND MEET ALL REQUIREMENTS SPECIFIED.
- ALL TREES MUST BE STAKED AS SHOWN IN THE DETAILS.
- NO SUBSTITUTIONS OR ALTERNATIVES WILL BE ALLOWED FOR GROUND SURFACE MATERIALS UNLESS APPROVED IN WRITING BY THE LANDSCAPE ARCHITECT OR OWNER.
- MAINTAIN 6" MIN. HORIZONTAL SEPARATION BETWEEN TREE PLANTINGS AND ALL UTILITIES UNLESS OTHERWISE SPECIFIED.
- A FOUR INCH (4") TOP DRESSING/MULCHING OF SHREDDED HARDWOOD MULCH SHALL BE PLACED IN ALL PLANT BEDS AND AROUND ALL TREES. SINGLE TREES OR SHRUBS SHALL HAVE TOP DRESSING TO THE OUTSIDE EDGE OF THE MANUFACTURED EDGING OR LANDSCAPE ISLAND. (SEE PLANTING DETAILS) TOP DRESSING CAN BE WOOD MULCH, ROCK, OR ANY OTHER DECORATIVE MATERIAL SPECIFIED ON PLANS. SEE LANDSCAPE PLAN FOR TYPE.
- THE FOLLOWING PLANTING SEASONS ARE RECOMMENDED:  
EVERGREEN SHRUBBERY NOV-MAR  
DECIDUOUS SHRUBBERY & TREES NOV-MAR  
EVERGREEN TREES NOV-MAR

**SOLID SOD NOTES**

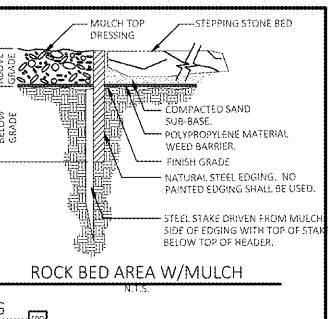
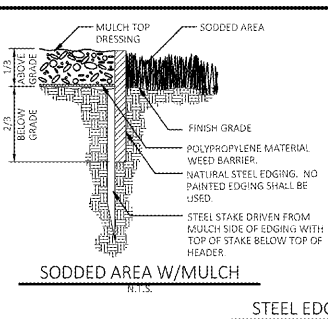
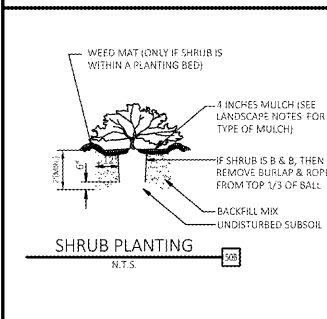
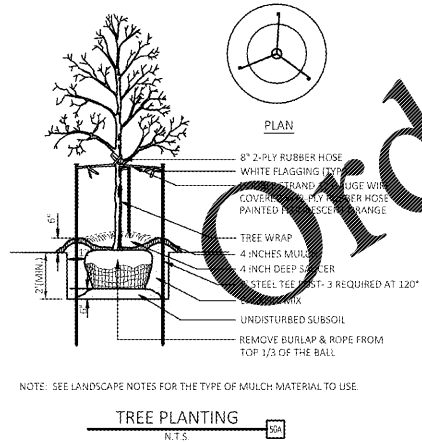
- ADJUST FINE GRADE TO ACHIEVE POSITIVE DRAINAGE AWAY FROM BUILDINGS. PROVIDE UNIFORM ROUNDING AT TOP AND BOTTOM OF SLOPES AND OTHER BREAKS IN GRADE. CORRECT IRREGULARITIES AND AREAS WHERE WATER MAY STAND.
- ALL LAWN AREAS TO RECEIVE SOLID SOD SHALL BE LEFT IN A MAXIMUM OF 1 1/2" BELOW FINAL FINISH GRADE. CONTRACTOR TO COORDINATE OPERATIONS WITH ON-SITE CONSTRUCTION MANAGER.
- CONTRACTOR TO COORDINATE WITH ON-SITE CONSTRUCTION MANAGER FOR AVAILABILITY OF EXISTING TOPSOIL.
- IMPORTED TOPSOIL SHALL BE NATURAL, FRIABLE SOIL FROM THE REGION KNOWN AS BOTTOM LAND SOIL, FREE FROM LIMES, CLAY, TOXIC SUBSTANCES, ROOTS, DEBRIS, VEGETATION, STONES, CONTAINING NO SALT AND BE BLACK TO BROWN IN COLOR.
- ALL LAWN AREAS TO BE FINE GRADED, SETTLED, AND FINISH GRADE APPROVED BY THE OWNER'S REPRESENTATIVE OR LANDSCAPE ARCHITECT PRIOR TO SOD INSTALLATION.
- ALL ROCKS 3/4" DIAMETER AND LARGER, DIRT CLUMPS, STICKS, CONCRETE SPOHS, CONSTRUCTION WASTE, ETC. SHALL BE REMOVED PRIOR TO PLACING TOPSOIL AND ANY LAWN INSTALLATION.
- PLANT SOD BY HAND TO COVER INDICATED AREA COMPLETELY. INSURE EDGES OF SOD ARE TOUCHING. TOP DRESS EDGES BY HAND WITH TOPSOIL TO FILL VOIDS.
- ROLL GRASS AREAS TO ACHIEVE A SMOOTH, EVEN SURFACE, FREE FROM UNNATURAL UNDULATIONS.
- FERTILIZE ALL SOD AT THE TIME OF PLANTING WITH A TIME RELEASE FERTILIZER PER BRAND'S SPECIFIED APPLICATION RATES.
- WATER SOD THOROUGHLY AS SOD OPERATION PROGRESSES.
- IF SOD IS INSTALLED ON SLOPES OF 3:1 OR GREATER, SOD SHALL BE STAKED TO AVOID SLIPPING OR SLIDING APART. STAKING OR STAPLES SHALL BE INSTALLED FLUSH AS TO NOT CREATE A MAINTENANCE ISSUE WITH CARE EQUIPMENT.
- CONTRACTOR SHALL MAINTAIN ALL LAWN AREAS UNTIL FINAL ACCEPTANCE. THIS SHALL INCLUDE, BUT NOT LIMITED TO, MOWING, WATERING, WEEDING, CULTIVATING, CLEANING AND REPLACING DEAD OR BARE AREAS TO KEEP PLANTS IN VIGOROUS, HEALTHY CONDITIONS.
- CONTRACTOR SHALL GUARANTEE ESTABLISHMENT OF AN ACCEPTABLE TURF AREA AND SHALL PROVIDE REPLACEMENT FROM LOCAL SUPPLY IF NECESSARY.
- IF INSTALLATION OCCURS BETWEEN NOVEMBER AND MARCH ALL SOD AREAS TO BE OVER-SEEDDED WITH ANNUAL REGRASS.

**PLANT GUARANTEE, REPLACEMENT AND MAINTENANCE**

- GUARANTEE:**  
ACCEPTANCE OF GRADING AND SEEDING SHALL BE BY LANDSCAPE ARCHITECT AND/OR OWNER. THE CONTRACTOR SHALL ASSUME MAINTENANCE RESPONSIBILITIES UNTIL FINAL ACCEPTANCE. MAINTENANCE SHALL INCLUDE WATERING, WEEDING, RESEEDING AND OTHER OPERATIONS NECESSARY TO KEEP ALL LAWN AREAS IN A THRIVING CONDITION. UPON FINAL ACCEPTANCE, OWNER SHALL ASSUME ALL MAINTENANCE RESPONSIBILITIES. AFTER LAWN AREAS HAVE GERMINATED, AREAS WHICH FAIL TO SHOW A UNIFORM STAND OF GRASS FOR ANY REASON WHATSOEVER SHALL BE RE-SEEDDED REPEATEDLY UNTIL ALL AREAS ARE COVERED WITH A SATISFACTORY STAND OF GRASS. MINIMUM ACCEPTANCE OF SEEDED LAWN AREAS MAY INCLUDE SCATTERED BARE SPOTS, NONE OF WHICH ARE LARGER THAN 1 SQUARE FOOT, AND WHEN COMBINED DO NOT EXCEED 2% OF TOTAL SEEDED LAWN AREA.
- REPLACEMENT:**  
ANY PLANT UNDER THIS SPEC WHICH IS DEAD, MISSING, UNHEALTHY, OR OTHERWISE NOT ACCEPTABLE AND NOT IN SATISFACTORY GROWING CONDITION DURING CONSTRUCTION MAINTENANCE PERIOD, OR AT THE END OF THE GUARANTEE PERIOD, SHALL BE REMOVED FROM SITE AND REPLACED WITH SUITABLE, ACCEPTABLE PLANT AS SPECIFIED, WITHIN FIVE (5) DAYS.
- MAINTENANCE:**  
GENERAL CONTRACTOR SHALL PROVIDE ONE YEAR OF LANDSCAPE MAINTENANCE, FROM THE TIME THE PROJECT RECEIVES THE CERTIFICATE OF OCCUPANCY AND THEREAFTER, FOR ALL NEW PLANTINGS. IF EXISTING LANDSCAPE EXISTS ON-SITE, GENERAL CONTRACTOR IS TO PROVIDE THE FULL SCOPE OF MAINTENANCE FOR THE OWNER'S REVIEW.

**HERBICIDES NOTES**

- APPLICATION OF HERBICIDES SHALL BE IN COMPLIANCE WITH THE PESTICIDE REGULATIONS, IT IS THE RESPONSIBILITY OF THE LANDSCAPE CONTRACTOR TO CONSULT WITH THE REGULATORY AGENCIES FOR LOCAL HERBICIDES APPLICATION REQUIREMENTS.
- IF THERE IS A DISCREPANCY BETWEEN STATE REGULATIONS AND ALL OTHER REQUIREMENTS BELOW, MOST STRINGENT SHALL RULE.
- NO AERIAL APPLICATION OF HERBICIDES IS PERMITTED ON SITE.
- CARCINOGENS AND A TOXIC DANGEROUS MATERIALS ARE PROHIBITED TO USE ON SITE.



NO.	DATE	DESCRIPTION
1	7-22-2020	BULLETIN #2

FOR BID PURPOSES ONLY

31313	7/22/20	JDG	JEM	CAG	CAG
CEI PROJECT NO.	INITIAL DATE	DPOR	PM	DES	DRW
<b>CEI Engineering Associates, Inc.</b>					
ENGINEERS • PLANNERS • SURVEYORS LANDSCAPE ARCHITECTS • ENVIRONMENTAL SCIENTISTS					
3030 LBJ Freeway, Suite 100 Dallas, TX 75234			(972) 488-3737 FAX (972) 488-6732		
<b>HARBOR FREIGHT TOOLS</b>					
WYATT RD. TN					
CLEVELAND					
<b>LANDSCAPE NOTES</b>				REV DATE 7/22/20 REV - 1	SHEET NO. C7.1