

1

2

3

4


5

NOTES:

1. SEE SHEET S-001, S-002, AND S-003 FOR GENERAL NOTES AND ABBREVIATION KEY.
2. OPENING IN ROOF FOR MECHANICAL EQUIPMENT. FIELD COORDINATE EQUIPMENT LOCATIONS WITH METAL BUILDING ROOF BRACING MEMBERS.
3. LOCATION OF OBSTRUCTION LIGHT (3 TOTAL) AT ROOF. CONTRACTOR SHALL COORDINATE SECONDARY FRAMING BY OBSTRUCTION LIGHT MANUFACTURER FOR SUPPORT WITH METAL BUILDING ROOF MEMBERS.

LEGEND:

- ⊗ LOADING LOCATION ON METAL BUILDING FRAME



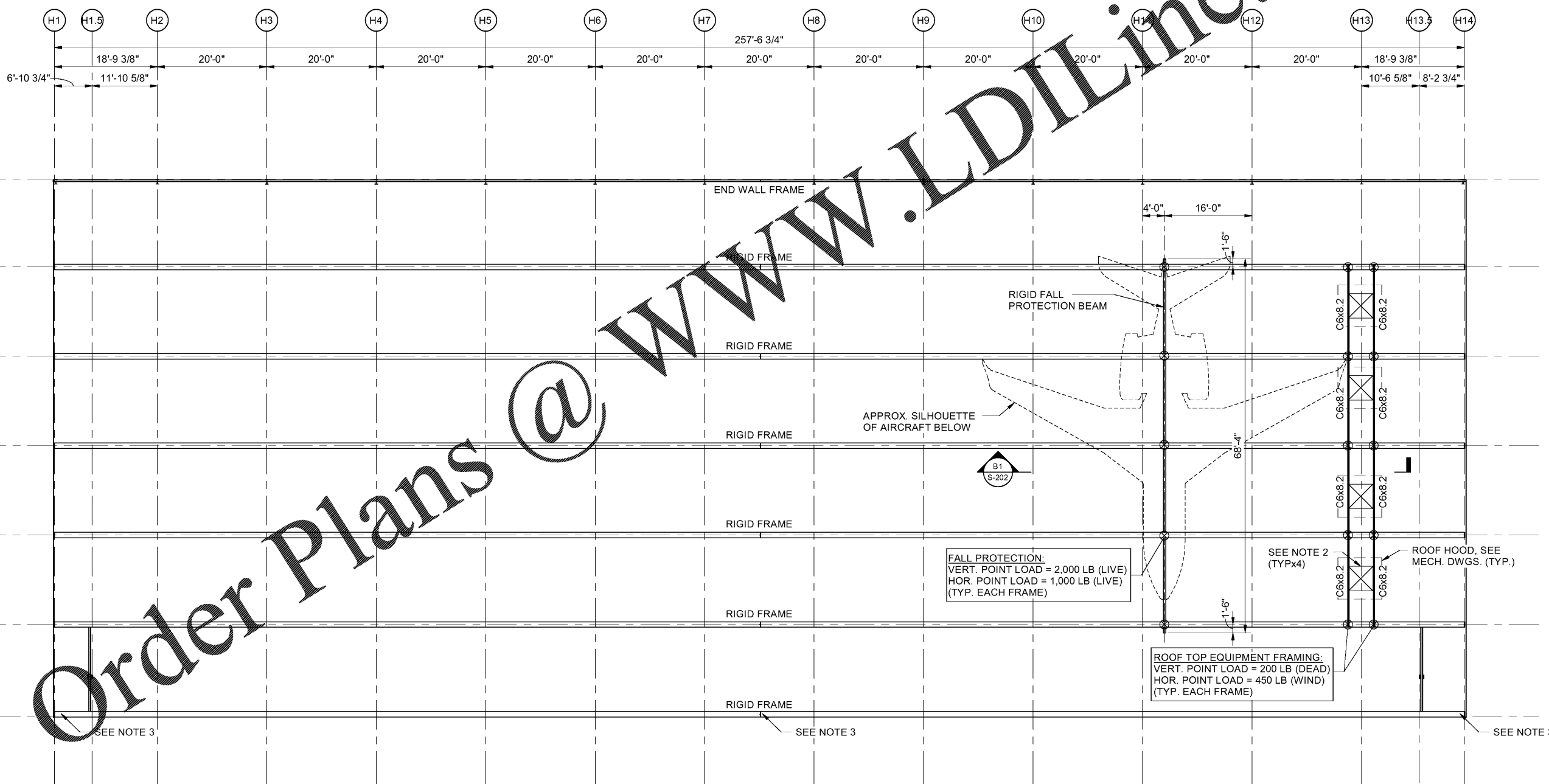
MARK	DESCRIPTION	DATE

DESIGNED BY: MVA	DRAWN BY: MVA
CHECKED BY: BN	SUBMITTED BY: ERA
ISSUED FOR CONSTRUCTION: 13-07-2020	

NORFOLK SOUTHERN CORP 1200 PEACHTREE STREET, NE ATLANTA, GEORGIA 30309	
<p>POND 3000 Peachtree Lane, Suite 200 Atlanta, Georgia 30328 Phone (478) 335-7740 Fax (478) 335-7749 LOGO NO. 1195557</p>	

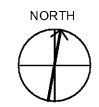
CORPORATE AIRCRAFT HANGAR FOR NORFOLK SOUTHERN CORPORATION FULTON COUNTY AIRPORT - BROWN FIELD (FTY) 362 AVIATION CIRCLE, SUITE 200 ATLANTA, GEORGIA 30336	
ROOF FRAMING PLAN - HANGAR	

SHEET ID S-151A



Order Plans @ WWW.LDILine.com

A1 ROOF FRAMING PLAN - HANGAR
SCALE: 3/32" = 1'-0"



7/13/2020 10:57:18 AM BIM 360//1190557 - Pegasus/1190557_Pegasus_NS_Stirac_V19.rvt