

STIPULATION FOR REUSE
THIS DRAWING IS THE PROPERTY OF HARRISON FRENCH & ASSOCIATES, LTD. IT IS TO BE USED ONLY FOR THE PROJECT AND SITE SPECIFICALLY IDENTIFIED HEREON. IT IS NOT TO BE REPRODUCED, COPIED, REPRINTED, OR TRANSMITTED IN ANY FORM OR BY ANY MEANS, ELECTRONIC OR MECHANICAL, INCLUDING PHOTOCOPYING, RECORDING, OR BY ANY INFORMATION STORAGE AND RETRIEVAL SYSTEM, WITHOUT THE WRITTEN PERMISSION OF HARRISON FRENCH & ASSOCIATES, LTD.

200 S KINGS HWY
FORT PIERCE, FL 34945
SPEEDCO REBRANDING &
LIGHT MECHANICAL ADDITION
PROJECT NUMBER 03-19-00487

Love's
Travel Stop &
Country Stores



Lungshen Tsao, P.E.
License #74480
Harrison French &
Associates, LTD
COA #26421

ISSUE BLOCK

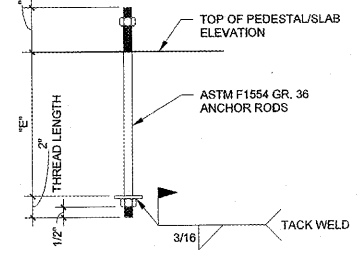
STORE NO. 467
DOCUMENT DATE: 05/14/19
CHECKED BY: LST
DRAWN BY: JWC
PROTO CYCLE:

FOUNDATION PLAN
& TYPICAL DETAILS

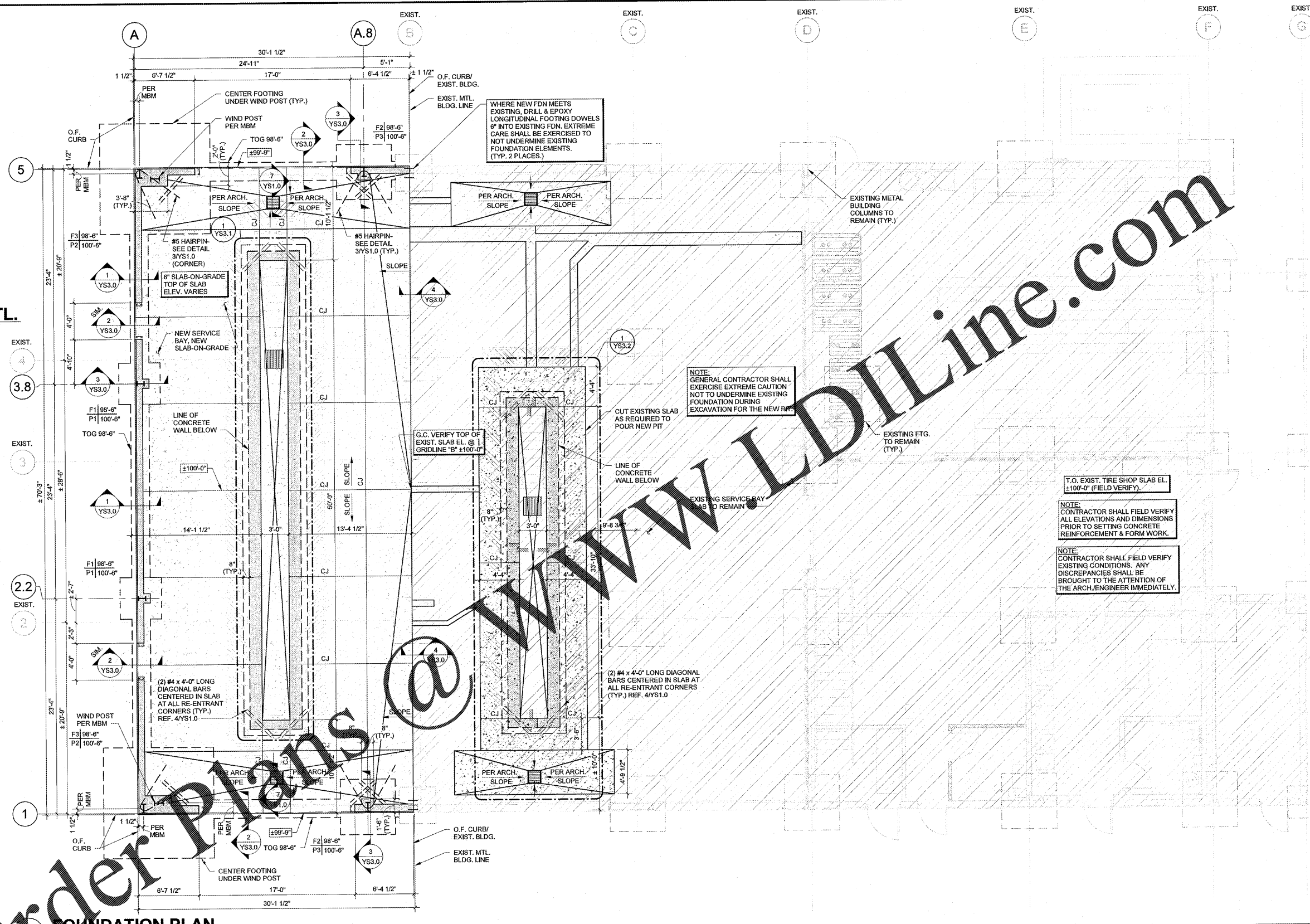
SHEET: **YS2.0**

METAL BLDG. ANCHOR BOLT SCHEDULE

BOLT DIAMETER	EMBEDMENT LENGTH "E"	THREAD PROJ. "B"
1 1/2"	2'-0"	6"
1 1/4"	2'-0"	6"
1"	1'-6"	6"
7/8"	1'-3"	4"
3/4"	1'-3"	4"
5/8"	1'-0"	4"
1/2"	8"	4"



2 TYP. ANCHOR ROD DTL.
1 1/2" = 1'-0"



Order Plans @ www.LDILine.com

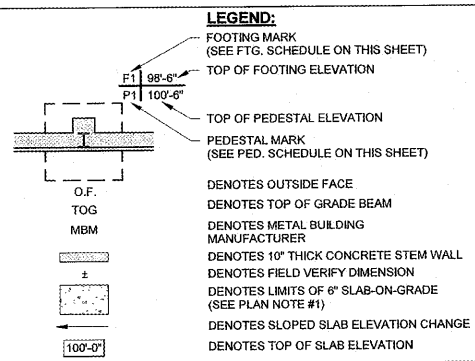
FOOTING SCHEDULE

FOOTING MARK	FOOTING SIZE B x L x t	REINFORCING	REMARKS
F1	4'-6" x 4'-6" x 2'-0"	(5) #5 EA. WAY TOP & BOTTOM	—
F2	6'-0" x 6'-0" x 2'-6"	(7) #6 EA. WAY TOP & BOTTOM	—
F3	12'-0" x 12'-0" x 2'-6"	(15) #7 EA. WAY TOP & BOTTOM	—

PEDESTAL SCHEDULE

PEDESTAL MARK	PEDESTAL SIZE WIDTH x LENGTH	VERTICAL DOWELS	TIES	REMARKS
P1	12" x 18"	(6) #6 DOWELS	#3 TIES @ 10" o.c. (3) TIES MIN.	SEE NOTE #1
P2	24" x 44"	(16) #6 DOWELS	#3 TIES @ 10" o.c. (3) TIES MIN.	SEE NOTE #1
P3	16" x 18"	(6) #6 DOWELS	#3 TIES @ 10" o.c. (3) TIES MIN.	SEE NOTE #1

PEDESTAL SCHEDULE NOTE:
1. SEE FOUNDATION PLAN FOR PEDESTAL ORIENTATION.



- PLAN NOTES:**
- 8" SLAB-ON-GRADE CONSTRUCTION: 8" CONCRETE SLAB REINFORCED W/ #3 @ 16" EA. WAY TOP & BOTTOM. PLACE REINF. AT 2" CLR. FROM TOP OF SLAB AND 1" CLR. FROM BOTTOM OF SLAB ON STEGO 15 MIL. CLASS A VAPOR BARRIER OVER 4" LAYER OF CLEAN CRUSHED ROCK. ELIMINATE VAPOR BARRIER AT EXTERIOR SLAB.
 - *CJ* DENOTES CONTROL JOINT. PROVIDE 18" x 1 1/2" DEEP SAWED CONTROL JOINT. JOINTS SHALL BE SAWED WITHIN 12 HOURS OF PLACEMENT OR SO AS NOT TO TEAR CONCRETE DURING CONSTRUCTION.
 - SEE THIS DWG. FOR FOOTING SCHEDULE & PEDESTAL SCHEDULE.
 - ALL ELEVATIONS ARE BASED ON EXISTING TIRE SHOP FINISHED FLOOR EL. 100'-0". FIELD VERIFY ACTUAL FINISHED FLOOR ELEVATION.
 - TOP OF FOOTING ELEVATION 98'-6" (U.N.O.).
 - ALL TOP OF PEDESTAL ELEVATION 100'-6" (U.N.O.).
 - SEE ARCH. CIVIL DWGS. FOR DIMENSIONS NOT SHOWN.
 - COORDINATE DOOR LOCATIONS WITH ARCH. DWGS.
 - SEE ARCH. DWG. FOR LOCATION, SIZE, & DETAILS OF ALL EXTERIOR SLABS, STOOPS, & RAMPS.