

LOVES

Travel Stop & Country Stores

SPEEDCO RE-BRANDING & LIGHT MECHANICAL ADDITION

ORDER STORE #467
200 S KINGS HWY
FORT PIERCE, FL 34945

RESPONSIBILITY SCHEDULE:
ADD OIL/WATER SEPARATOR TO SCHEDULE

GENERAL SCOPE OF WORK

* REMODEL EXPANSION
ADD OIL PITS TO EXISTING SERVICE BAY
ADD PULL-THRU SERVICE BAY (ADDITION)
RE-BRAND TO SPEEDCO
ADD 2K GAL USED OIL TANK
CONVERT EXISTING USED OIL TO PRODUCT OIL
ADD CHANGING ROOM
ADD 50'-0" OIL PIT AT BUILDING ADDITION
NEW LIGHT POLE AND BASE
NEW CONCRETE ISLAND
NEW STRIPING AT TRUCK PARKING

PROJECT DIRECTORY

OWNER: LÖVES
10601 N. PENNSYLVANIA AVE
OKLAHOMA CITY, OK 73120
ATTN: JIM SCHAD

MEP ENGINEER: HARRISON FRENCH & ASSOC., LTD
1705 S WALTON BLVD, SUITE 3
BENTONVILLE, AR 72712

CIVIL ENGINEER: HARRISON FRENCH & ASSOC., LTD
1705 S WALTON BLVD, SUITE 3
BENTONVILLE, AR 72712

STRUCTURAL ENGINEER: HARRISON FRENCH & ASSOC., LTD
1705 S WALTON BLVD, SUITE 3
BENTONVILLE, AR 72712

OIL DRAWINGS: HARRISON FRENCH & ASSOC., LTD
1705 S WALTON BLVD, SUITE 3
BENTONVILLE, AR 72712

FIRE PROTECTION: HARRISON FRENCH & ASSOC., LTD
1705 S WALTON BLVD, SUITE 3
BENTONVILLE, AR 72712

NOTE: CONTACT THE CONSTRUCTION PROJECT MANAGER FOR ALL RFIS, QUESTIONS REGARDING BIDDING, OR FOR A LIST OF GENERAL CONTRACTORS.

PROJECT DATA

BUILDING CODE: 2017 FLORIDA BUILDING CODE
MECHANICAL CODE: 2017 FLORIDA BUILDING CODE
PLUMBING CODE: 2017 FLORIDA BUILDING CODE
ELECTRICAL CODE: 2017 FLORIDA BUILDING CODE
FIRE CODE: 6TH EDITION FLORIDA FIRE PREVENTION CODE
ACCESSIBILITY CODE: 2017 FLORIDA BUILDING CODE
LIFE SAFETY CODE: 6TH EDITION FLORIDA FIRE PREVENTION CODE
ENERGY CODE: 2017 FLORIDA BUILDING CODE

BUILDING OCCUPANCY: S1
CONSTRUCTION TYPE: V-B; SPRINKLED

DISCLAIMER: THE CONDITIONS SHOWN ARE BASED ON DRAWING AND/OR INFORMATION PROVIDED BY THE OWNER'S REPRESENTATIVE. THE ARCHITECT AND ENGINEERS HAVE NOT FIELD VERIFIED THIS INFORMATION AND ASSUME NO RESPONSIBILITY FOR THE ACCURACY AND COMPLETENESS OF THIS INFORMATION. THE GENERAL CONTRACTOR SHALL NOTIFY BOTH THE ARCHITECT AND THE OWNER'S REPRESENTATIVE IMMEDIATELY IF THE EXISTING CONDITIONS ARE NOT AS SHOWN WITHIN THE CONSTRUCTION DOCUMENTS.

LEGEND

⊗ DOOR NUMBER X/MXX SHEET LOCATION
⊙ ROOM NUMBER ○ DETAIL MARK
◇ WINDOW NUMBER ⊕ SHEET LOCATION
⊕ INTERIOR FINISH NUMBER ⊕ HEIGHT REFERENCE POINT
⊠ EQUIPMENT NUMBER ⊠ SIGN TYPE

BUILDING AREA

EXISTING BUILDING AREA:
LOBBY: 417 SQ FT
AIR COMPRESSOR ROOM: 94 SQ FT
SERVICE CENTER: 1,083 SQ FT
MEZZANINE: 896 SQ FT
NEW CHANGING ROOM: 78 SQ FT
EQUIPMENT STORAGE: 158 SQ FT
RISER ROOM: 73 SQ FT
USED TIRE STORAGE: 205 SQ FT
TIRE STORAGE: 1,408 SQ FT
SERVICE BAYS: 3,010 SQ FT
TOTAL: 7,412 SQ FT

NEW BUILDING AREA:
SERVICE BAY ADDITION: 2,100 SQ FT
TOTAL AREA: 9,512 SQ FT
ALLOWABLE AREA PER FLOOR PLAN: 9,000 SQ FT (ALLOWABLE INCREASE OF 300% TO 36,000 SQ FT) SEE IBC 506.3

ABBREVIATION LEGEND

NOTE: THIS IS A GENERAL ABBREVIATION LIST AND NOT ALL ABBREVIATIONS MAY APPEAR IN PLANS

ABBR	DEFINITION	ME	MASONRY ELEVATION
AB	ANCHOR BOLT	MECH	MECHANICAL
ACOST	ACOUSTIC	MFR	MANUFACTURER
ADA	AMERICANS WITH DISABILITIES ACT	MIN	MINIMUM
ADJ	ADJACENT	MISC	MISCELLANEOUS
AFF	ABOVE FINISHED FLOOR	MTL	METAL
AFG	ABOVE FINISHED GRADE	NTS	NOT TO SCALE
ALUM	ALUMINUM	OC	ON CENTER
ALT	ALTERNATE	OH	OPPOSITE HAND
ANC	ANCHORS	OHD	OVERHEAD DOOR
ARCH	ARCHITECTURAL	OP	OPERABLE PANEL
AT	ACOUSTICAL TILE	OP/CI	OWNER PROVIDED / CONTRACTOR INSTALL
BD	BOARD		
BOS	BOTTOM OF STEEL	OP/OI	OWNER PROVIDED / OWNER INSTALL
BRG	BEARING		
CL	CENTERLINE	P_LAM	PLASTIC LAMINATE
CLR	CLEAR	PT	PAINT
CMU	CONCRETE MASONRY UNIT	PVC	POLYVINYL CHLORIDE
COL	COLUMN	QTY	QUANTITY
CONC	CONCRETE	REF	REFER TO
CONST	CONSTRUCTION	REQD	REQUIRED
CONT	CONTINUOUS	SC	SOLID CORE
CT	CERAMIC TILE	SIM	SIMILAR
DIA	DIAMETER	SPECS	SPECIFICATIONS
EF	EXHAUST FAN	STD	STANDARD
EL	ELEVATION	STRUC	STRUCTURAL
ELEC	ELECTRICAL	SUSP	SUSPENDED
EQ	EQUAL	TEMP	TEMPERED
ETR	EXISTING TO REMAIN	THK	THICKNESS
FF	FINISHED FLOOR	TO	TOP OF
FRP	FIBERGLASS REINFORCED PLASTIC	TOC/TC	TOP OF CONCRETE FOOTING
FTG	FOOTING	TOG	TOP OF GRADE BEAM
FV	FIELD VERIFY	TOM	TOP OF MASONRY
GC	GENERAL CONTRACTOR	TOP/TP	TOP OF PAVING
H	HEIGHT	TOS	TOP OF STEEL
HC	HANDICAP	TYP	TYPICAL
HM	HOLLOW METAL	UNO	UNLESS NOTED OTHERWISE
HWT	HOT WATER TANK	WF	VERIFY IN FIELD
INFO	INFORMATION	W	WIDTH
L	LENGTH	WWF	WELDED WIRE FABRIC
MAX	MAXIMUM		


INDEX OF DRAWINGS:

ARCHITECTURAL	
YC1	COVER SHEET AND INDEX
YSP1	OVERALL SITE PLAN
YSP2	ENLARGED SITE PLAN AND DETAILS
YLS1	LIFE SAFETY PLAN
YD1	DEMOLITION PLAN
YA1	OVERALL FLOOR PLAN
YA2	SCHEDULES, WALL SECTIONS, AND DETAILS
YA3	EXTERIOR ELEVATIONS AND DETAILS
YA4	INTERIOR ELEVATIONS
YA5	LUBE PIT PLAN AND SECTIONS
YA6	LUBE PIT PLAN AND SECTIONS
YA6	LUBE PIT SECTIONS AND DETAILS
STRUCTURAL	
YS1.0	GENERAL NOTES & TYPICAL DETAILS
YS2.0	FOUNDATION PLAN, TYPICAL DETAILS
YS3.0	FOUNDATION DETAILS
YS3.1	LUBE PIT PLAN AND PIT DETAILS
YS3.2	LUBE PIT PLAN AND PIT DETAILS
MECHANICAL	
11.0	MECHANICAL AND PLUMBING SPECIFICATIONS
YM1.0	MECHANICAL FLOOR PLAN
YM2.1	PLUMBING FLOOR PLAN
YM2.2	AIR AND WATER PLAN
YM3.0	MECHANICAL DETAILS & SCHEDULES
YM3.1	OIL WATER SEPARATOR DETAILS
ELECTRICAL	
YE1	ELECTRICAL SPECIFICATIONS & GENERAL NOTES
YE2	SCHEDULES & NOTES
YE3	LIGHTING FLOOR PLAN
YE4	POWER FLOOR PLAN
YE5	SITE POWER PLAN
CIVIL	
C0.0	COVER SHEET
YCV1	EXISTING GRADES
YCV1.1	SITE PLAN
YCV2	GRADING PLAN
YCV2.1	UTILITY PLAN
YCV3	DETAIL SHEET
OIL DRAWINGS	
T-1	USED OIL PIPING AND ABOVEGROUND STORAGE TANK LAYOUT
T-2	USED OIL TANK AND EQUIPMENT DETAILS
FIRE PROTECTION	
YF1	FIRE SPRINKLER PLAN & NOTES

RESPONSIBILITY SCHEDULE

GC = GENERAL CONTRACTOR O = OWNER

WORK SCHEDULE	FURNISHED BY			INSTALLED BY
	GC	O	GC	
GENERAL				
DEMOLITION	X			
CONC. SLAB / CUT / PATCH	X			X
PAVING	X			X
BOLLARDS	X			X
DOOR HARDWARE		X		X
HOLLOW METAL DOORS		X		X
PAINT	X			X
ENGINEERED STEEL (METAL BLDG)		X		X
METAL BUILDING INSULATION		X		X
WALL PANELS		X		X
ROOF PANELS		X		X
TRIM		X		X
PLYWOOD	X			X
FIBER CEMENT PANELS	X			X
METAL STUD	X			X
SIGNAGE		X		X
BRICK	X			X
OIL/WATER SEPARATOR	X			X
ANY ITEMS NOT LISTED ABOVE TO BE INSTALLED BY GC.				


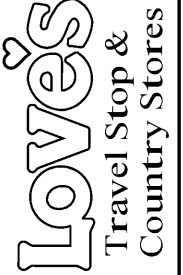


STIPULATION FOR REUSE: THIS DOCUMENT IS THE PROPERTY OF HARRISON FRENCH & ASSOCIATES, LTD. IT IS TO BE USED ONLY FOR THE PROJECT AND SITE SPECIFICALLY IDENTIFIED HEREIN. IT IS NOT TO BE REPRODUCED, COPIED, OR TRANSMITTED IN ANY FORM OR BY ANY MEANS, ELECTRONIC OR MECHANICAL, INCLUDING PHOTOCOPYING, RECORDING, OR BY ANY INFORMATION STORAGE AND RETRIEVAL SYSTEM, WITHOUT THE WRITTEN PERMISSION OF HARRISON FRENCH & ASSOCIATES, LTD.

200 S KINGS HWY
FORT PIERCE, FL 34945

SPEEDCO REBRANDING & LIGHT MECHANICAL ADDITION

PROJECT NUMBER: 03-19-00467



James Marie Cook, Architect
License No. 944290512
Harrison French & Associates, Ltd.
1705 S. Walton Blvd., Suite 3
Bentonville, Arkansas 72712

ISSUE BLOCK

NO.	DATE	DESCRIPTION
2	09/13/19	ADD 2
4	05/22/20	ADD 4

STORE NO: 467
DOCUMENT DATE: 05/14/19
CHECKED BY: ELR
DRAWN BY: JTH
PROTO CYCLE:

COVER SHEET AND INDEX

SHEET: YC1