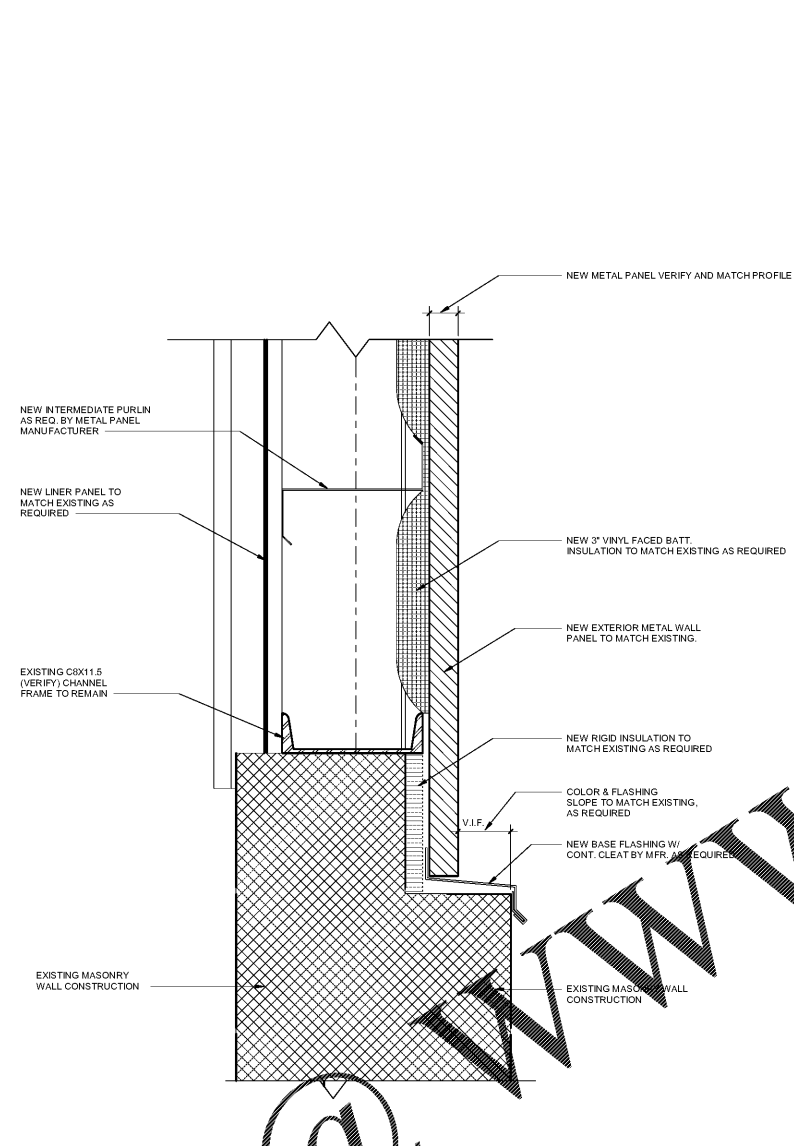
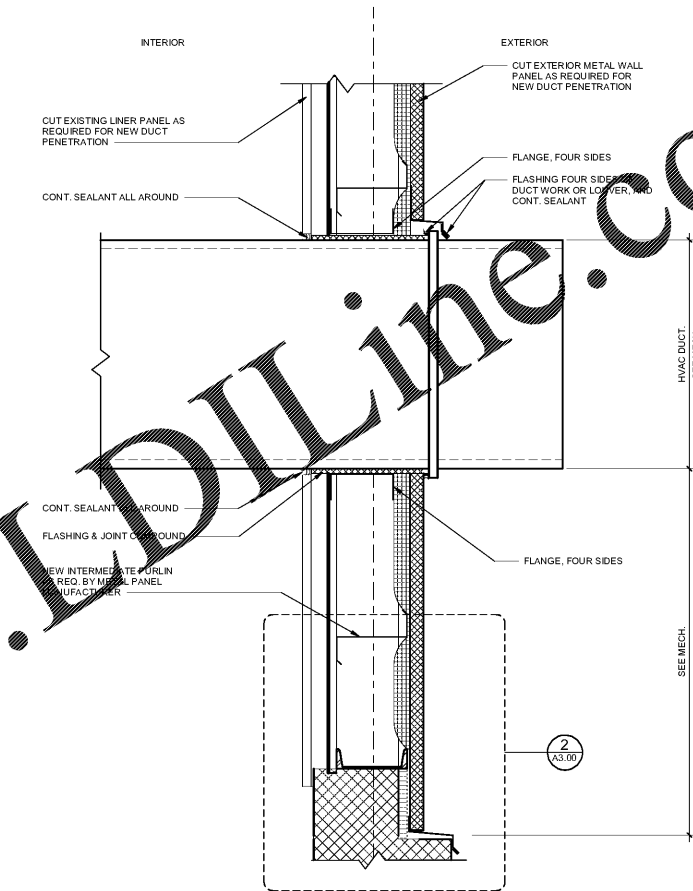



1 NEW METAL PANEL INFILL - TYP.
1 1/2" = 1'-0"



2 NEW METAL PANEL - BASE DETAIL
3" = 1'-0"



3 PARTIAL SECTION @ DUCT PENETRATION
1 1/2" = 1'-0"



4 EXTERIOR METAL PANEL VERTICAL JOINT DETAIL
3" = 1'-0"

Order Plans @ WWW.IDIline.com

100% CD SET	01/31/2020

**SHADOW ROCK ELEMENTARY SCHOOL
GYM HVAC DESIGN**
1040 Kingway Drive
Lithonia, Georgia 30058

**STANLEY
LOVE
STANLEY
P A C**

ARCHITECTURE
INTERIORS PLANNING
PROGRAM MANAGEMENT

1186 SPRING STREET, N.W.
ATLANTA, GEORGIA 30309-3919
404-876-2008
404-876-0887 fax
www.stanleylove-stanley.com

DRAWING TITLE
WALL SECTION & DETAILS



CONSULTANT

SCALES AS SHOWN HEREON ARE VALID ON THE ORIGINAL DRAWING. THE DIMENSIONS OF WHICH ARE INDICATED BY THE SCALE. NOTED HEREON ARE HEREBY CHANGE BY THE PART OF THE OVERALL SHEET CONSIDERING THE PRINT TO CORRESPONDING DIMENSIONS OF THE ORIGINAL DRAWING.

THIS DRAWING IS THE PROPERTY OF STANLEY, LOVE & STANLEY, P.C. AND IS NOT TO BE REPRODUCED OR COPIED IN WHOLE OR IN PART, IT IS ONLy TO BE USED FOR THE PROJECT AND SITE SPECIFICALLY IDENTIFIED HEREON AND IS NOT TO BE USED ON ANY OTHER PROJECT. IT IS TO BE RETURNED UPON REQUEST.

COPYRIGHT © 2018. ALL RIGHTS RESERVED.
STANLEY, LOVE & STANLEY, P.C.
DRAWING NO.

DATE
01/31/2020

PROJECT NO.
6919.5

DRAWING NO.
A3.00